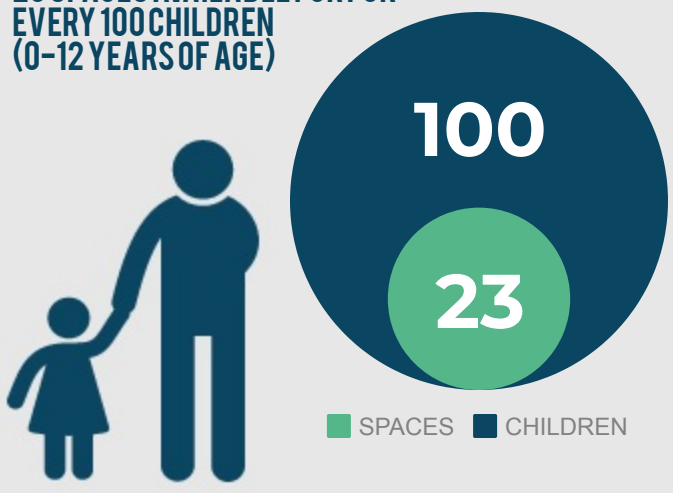


CITY OF NORTH VANCOUVER

CHILDCARE STRATEGY – NEEDS ANALYSIS REPORT SUMMARY



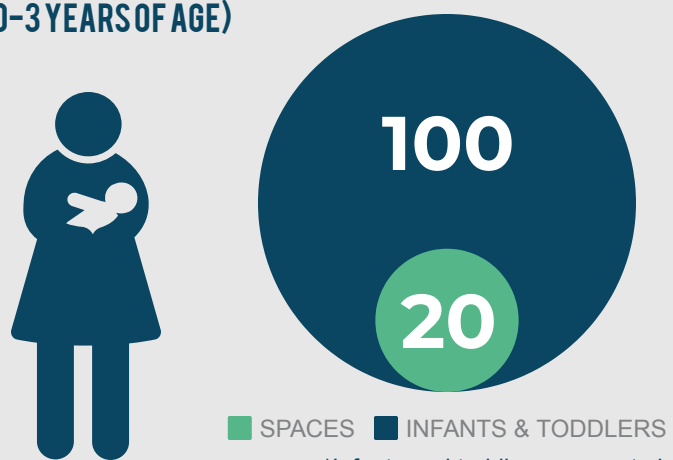
CITY OF NORTH VANCOUVER HAS 23 SPACES AVAILABLE FOR EVERY 100 CHILDREN (0-12 YEARS OF AGE)



THERE ARE **6,250** CHILDREN 0-12 YEARS OF AGE

THERE ARE **1,455** CHILDCARE SPACES AVAILABLE FOR CHILDREN AGES 0-12 YEARS

CITY OF NORTH VANCOUVER HAS 20 SPACES AVAILABLE FOR EVERY 100 INFANTS AND TODDLERS* (0-3 YEARS OF AGE)




THERE ARE **1,740** INFANTS AND TODDLERS 0-3 YEARS OF AGE

THERE ARE **350** CHILDCARE SPACES AVAILABLE FOR INFANTS AND TODDLERS 0-3 YEARS OF AGE

*Infants and toddlers appear to be the age cohort with the greatest child care need

15% OF CHILDREN AGES 0-6 ARE LIVING IN POVERTY

25% OF CHILDREN EXPERIENCE ONE OR MORE VULNERABILITY IN THEIR DEVELOPMENTAL HEALTH

12 MONTHS IS THE AVERAGE ESTIMATED WAIT LIST TIME FOR CHILDCARE (AGES 0-12) 

84% OF CHILDCARE FACILITIES STRUGGLE TO FILL POSITIONS. COST OF LIVING AND LOW WAGES ARE NOTED FACTORS

*Data for the North Vancouver Child Care Needs Assessment is informed by the North Shore Child Care Resource and Referral Program, Early Development Instrument, tax filer and census data, the Parent Survey Regarding Childcare, and the North Vancouver Childcare Service Needs, Spaces, and Childhood Vulnerabilities Survey, see complete report here:
<http://www.cnv.org/city-services/planning-and-policies/initiatives-and-policies/child-care>