

2026 UTILITIES INFO

WATER AND SEWER UTILITY RATES

UTILITY BILLS ARE DUE FEBRUARY 27, 2026 | SEE BACK FOR PAYMENT DETAILS

The City of North Vancouver supplies high-quality drinking water to its residents and businesses through a complex water infrastructure system. The City's sanitary sewer system removes sewage and delivers it to **Metro Vancouver** for treatment.

2026 UTILITY RATES

2026 UTILITIES	MULTI-UNIT DWELLING	SINGLE-UNIT DWELLING
Water – City	189	321
Water – Metro	201	342
Total Water	\$390	\$663
Sewer – City	167	268
Sewer – Metro	425	682
Total Sewer	\$592	\$950
TOTAL	\$982	\$1,613

If your property is another housing type such as a coach house or secondary suite, see your bill for applicable rates.

The costs for providing water and sewer services are reflected in your annual utility bill. The rates are based on three key factors:

- Costs paid to **Metro Vancouver** for the purchase of drinking water and wastewater treatment
- City water and sewer system operations and maintenance costs
- Investment in asset management and long-term resilience of the City's systems

WHAT UTILITY FEES FUND

More than half of the total 2026 utility fees will be paid to **Metro Vancouver** to provide high-quality drinking water and wastewater treatment. The City will use remaining fees for annual operations to maintain the system and long-term investment in the utility infrastructure.

METRO VANCOUVER COSTS

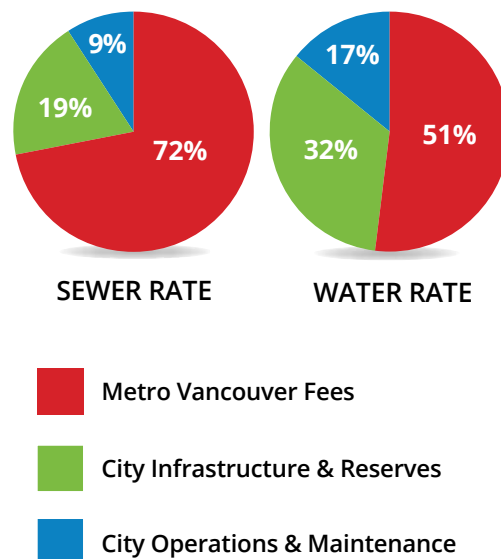
The largest increases in Metro Vancouver's rates are from the Greater Vancouver Sewer and Drainage District ("GVS&DD") and are for the North Shore Waste Water Treatment Plant ("NSWWTP"). The original cost projection for this project was \$700 million, which was raised to \$1.06 billion on February 26, 2021.

On June 12, 2024, Metro Vancouver approved a cost allocation and phasing framework for an additional \$2.8 billion increase to the NSWWTP budget, raising the total budget to \$3.86 billion. GVS&DD's rates come to the City in the form of an annual levy. This levy is increasing from \$16.7 million in 2025 to \$20.4 million in 2026. Metro Vancouver has indicated there will be additional increases in future years.

ASSET MANAGEMENT FOR A HEALTHY AND RESILIENT CITY

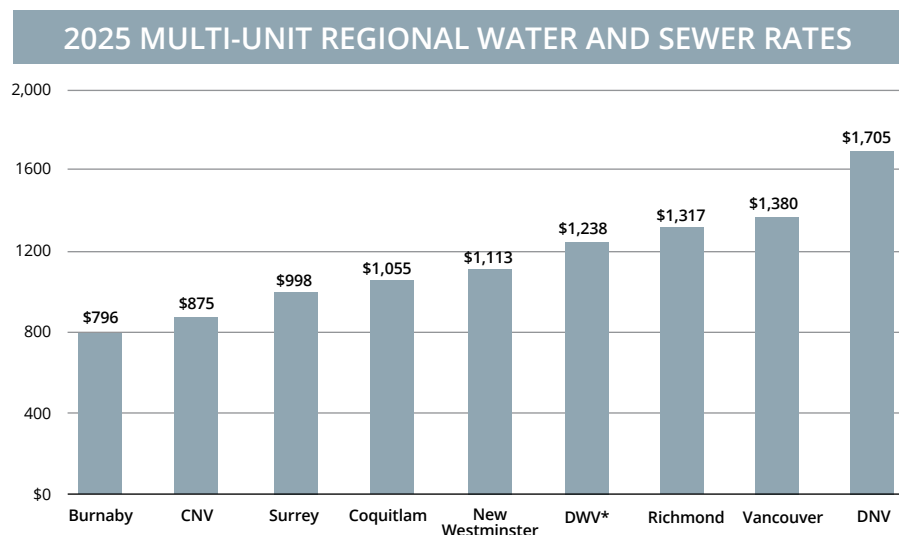
Public infrastructure is the foundation of a healthy and resilient community, requiring long-term planning and investment. Asset management ensures we are maintaining and replacing aging infrastructure while also investing in new systems to meet our community's current and future needs. The City is investing in essential utility infrastructure, including maintaining and replacing aging water and sewer mains.

Inflation and the impacts of climate change are affecting everyone, including local governments. Costs of materials continue to rise, and increasingly severe weather events put additional strain on the City's infrastructure.

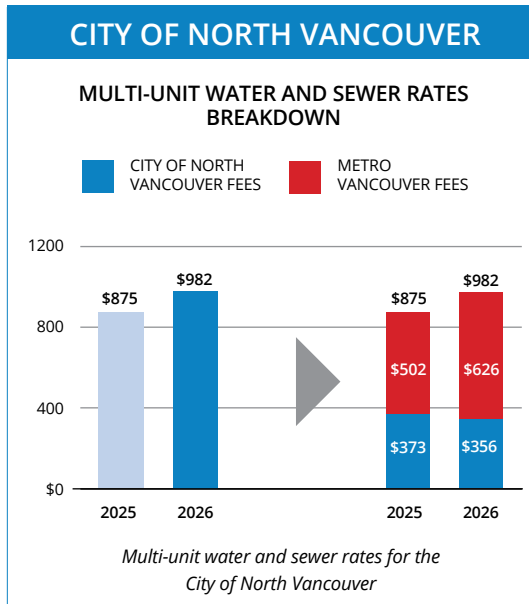


THE CITY'S UTILITY RATES COMPARED TO MUNICIPALITIES IN THE REGION

Below is a comparison of 2025 water and sewer rates for multi-unit dwellings in other municipalities in the region.



Source: Data relates to 2025 water and sewer rates for multi-unit dwellings as published by each municipality.
* DWV has metered rates, therefore total has been calculated based on estimated consumption.



WAYS TO PAY YOUR WATER AND SEWER UTILITY BILL

See the back of your utility bill for details.



FINANCIAL INSTITUTION



MAIL



CITY HALL

Credit cards are not accepted for utility bill payments.

Please note that a 5% penalty will apply to any unpaid balance after February 27, 2026.

An additional 5% penalty will apply to any unpaid balance after April 30, 2026.

QUESTIONS ABOUT YOUR UTILITY BILL?



604.983.7316



tax@cnv.org

Manage your account online.

Visit icity.cnv.org to view details about your account.

QUESTIONS ABOUT METRO VANCOUVER INCREASES?



604.639.9012



metrovanancouver.org/nswwtp



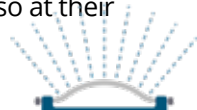
nswwtp@metrovanancouver.org

LAWN WATERING RESTRICTIONS IN EFFECT MAY 1

Seasonal regulations that limit lawn watering for homes and businesses to once per week are in effect from **May 1 to October 15**.

Lawn watering restrictions help conserve the region's drinking water for hot, dry months, when community water use can increase substantially due to watering lawns. Water rates are also at their highest during this time.

Learn more at cnv.org/LawnWatering



e-billing

DID YOU KNOW?

You can now register on the City's new e-billing platform to view your utilities bill online.

Learn more about e-billing on the enclosed information slip or at icity.cnv.org