

GENERAL NOTES


- THESE DRAWINGS HAVE BEEN PREPARED IN ACCORDANCE WITH THE B.C. BUILDING CODE 2024.
- CONTRACTOR SHALL VERIFY ALL DIMENSIONS PRIOR TO CONSTRUCTION AND WILL BE RESPONSIBLE FOR SAME.
- ALL WORK SHALL CONFORM TO THE B.C. BUILDING CODE (2024) AND ALL LOCAL MUNICIPAL CODES AND BY-LAWS.
- CONTRACTOR OR BUILDER TO VERIFY ROUGH OPENINGS OF ALL DOORS, WINDOWS, FITTINGS, APPLIANCES, AND BUILT-IN EQUIPMENT PRIOR TO CONSTRUCTION.
- SLOPE FINISHED GRADE AWAY FROM THE BUILDING MINIMUM 1/4" / 1'-0" TO PROVIDE ADEQUATE DRAINAGE.
- CONCRETE STRENGTH SHALL CONFORM TO 9.3.1.6. B.C. BUILDING CODE 2024. CONFIRM WITH STRUCTURAL ENGINEER.
- ARCHITECTURAL CONCRETE TO BE WELL VENTILATED, CLEAR OF ANY HONEYCOMB AND TO HAVE A SMOOTH EVEN TEXTURED FINISH.
- CONCRETE SLABS TO BE SEALED IN ACCORDANCE WITH SUBSECTION 9.13.4.7 OF THE B.C. BUILDING CODE (2024 EDITION).
- ROOF TRUSS MANUFACTURER TO PROVIDE SHOP DRAWINGS SEALED BY A REGISTERED PROFESSIONAL ENGINEER PRIOR TO INSTALLATION.
- ROOF VENTING SHALL BE 1/300 OF INSULATED CEILING SPACE. VENTS SHALL BE UNIFORMLY DISTRIBUTED.
- WALL PLATES SHALL BE #2 OR BETTER KD SPRUCE. ALL B/U BEAMS SHALL BE #2 OR BETTER KD SPRUCE. STUDS SHALL CONFORM TO RESIDENTIAL STANDARDS OF THE CURRENT B.C.B.C. CONFIRM WITH STRUCTURAL ENGINEER.
- FRAMING TO BE ANCHORED WITH 1/2" DIA. ANCHOR BOLTS @ 4'-0" O.C. MAXIMUM OR ANCHOR STRAPS @ 4'-0" O.C. POSTS TO BE ANCHORED WITH METAL POST ANCHORS. CONFIRM WITH STRUCTURAL ENGINEER.
- DIMENSIONS SHOWN TO THE OUTSIDE OF BUILDING FACE ARE TO THE OUTSIDE FACE OF WALL SHEATHING.
- DOUBLE FLOOR JOISTS UNDER ALL PARALLEL PARTITIONS. PLACE JOISTS TO SUIT PLUMBING, HEATING, ETC.
- UNTELS TO BE 2 - 2" X 10" WITH DOUBLE PLATE ON TOP UNLESS NOTED OTHERWISE.
- RESPONSIBILITY TO COUNSEL THE OWNER IN THIS REGARD.
- ALL WOOD IN CONTACT WITH CONCRETE TO BE DAMP PROOFED WITH 50# BUILDING FELT.
- FASTEN ALL GYPSUM WALL BOARD (G.W.B.) IN CONFORMANCE WITH SUB SECTION 9.29.5 OF THE B.C. BUILDING CODE (2024 EDITION).
- 9.29.5.8.(1) - B.C.B.C. 2024 - FOR SINGLE-LAYER GYPSUM BOARD APPLICATION, NAILS SHALL BE SPACED NOT MORE THAN 180 mm O.C. ON CEILING SUPPORTS AND NOT MORE THAN 200 mm APART ALONG VERTICAL WALL SUPPORTS, EXCEPT THAT NAILS MAY BE SPACED IN PAIRS ABOUT 50 mm APART EVERY 300 mm ALONG SUCH WALL OR CEILING SUPPORTS.
- 9.29.5.9 B.C.B.C. 2024 - WHERE SINGLE-LAYER GYPSUM BOARD IS APPLIED WITH DRYWALL SCREWS, THE SCREWS SHALL BE SPACED NOT MORE THAN 300 mm O.C. ALONG SUPPORTS, EXCEPT ON VERTICAL SURFACES THE SCREWS MAY BE SPACED NOT MORE THAN 400 mm O.C. WHERE THE SUPPORTS ARE NOT MORE THAN 400 mm O.C.
- PRE-FAB GAS FIREPLACE INSTALLED TO MANUFACTURER'S SPECIFICATIONS AND TO THE REQUIREMENTS OF THE CANADIAN GAS ASSOCIATION. INSTALL NON-COMBUSTIBLE HEARTH TO MEET THE REQUIREMENTS OF SUBSECTION 9.22.5 OF THE B.C. BUILDING CODE (2024 EDITION). FINISH MATERIALS AS PER OWNER'S SPECIFICATIONS.
- PROVIDE ATTIC ACCESS HATCHES AS PER ARTICLE 9.19.2 OF THE B.C. BUILDING CODE (2024 EDITION). ALL HATCHES TO BE MINIMUM 21.5" X 23.25" (545 mm X 590 mm)
- ELECTRICAL, PLUMBING AND VENTILATION MUST COMPLY WITH ALL RELEVANT CODES AND REGULATIONS IN ALL RESPECTS.
- EVERY EFFORT HAS BEEN MADE TO CAREFULLY PREPARE THESE DRAWINGS AND AVOID MISTAKES. HOWEVER, THE POSSIBILITY OF HUMAN ERROR DOES EXIST AND THEREFORE THE BUILDING CONTRACTOR MUST CHECK AND VERIFY ALL DIMENSIONS, MATERIALS AND CONDITIONS SHOWN ON THE STRUCTURAL NOTES AND FLOOR PLANS AND ASSUME RESPONSIBILITY FOR ALL. BY USING THE PLANS HE ACCEPTS THAT RESPONSIBILITY.
- THE SCOPE OF THIS HOME DESIGN DOES NOT ALLOW FOR SITE CONDITIONS WHICH MAY AFFECT THE STRUCTURAL INTEGRITY OF THE RESIDENCE. IT IS HIGHLY ADVISED THAT THE CONTRACTOR AND/OR OWNER ENGAGE THE SERVICES OF A PROFESSIONAL STRUCTURAL ENGINEER TO FULLY ASSES THE ABILITY OF THE STRUCTURE TO HANDLE ALL THE LOADS TO WHICH IT MAY COME IN CONTACT WITH. THE DESIGNER HAS NEITHER THE LEGAL ABILITY OR THE

JONES AVENUE

WEST 19TH STREET

NOTE:
Elevations are based on geodetic datum. (CVD286GVRD2018)
Bench Mark: Control Monument #6757 located at center of intersection of Chesterfield Avenue and 19th Street, B.M. Elevation = 304.52 feet (92.817 metres)

SUBJECT LOT FOR PERMIT SHOWN GREY



CLIENT :	
PROJECT :	
CONTENT :	SITE PLAN

REV.	DATE	REMARKS
	APR 03, 2025	ISSUED FOR PERMIT

COPYRIGHT: ALL DESIGNS AND THE ASSOCIATED INTELLECTUAL PROPERTY ARE THE PROPERTY OF CHRISTOPHE VASSADE DESIGN INC. AND MAY NOT BE REPRODUCED OR TRANSMITTED IN ANY FORM OR BY ANY MEANS, ELECTRONIC OR MECHANICAL, INCLUDING PHOTOCOPYING, RECORDING, OR BY ANY INFORMATION STORAGE AND RETRIEVAL SYSTEM. WITHOUT PERMISSION IN WRITING FROM CHRISTOPHE VASSADE DESIGN INC. CANADA. COPYRIGHT ACT R.S.C. 1970.

365
WEST 19TH ST.
NORTH VAN, BC

CHRISTOPHE VASSADE
BUILDING DESIGNER
T: 604.614.6827
E: chris@cvdesigns.ca
WWW.CVDESIGNS.CA



DATE :	DEC 2023
SCALE :	1/8" = 1'-0"
PROJECT NO. :	
SHEET NO. :	REVISION :
A.1.1	



CHRISTOPHE VAISSADE
BUILDING DESIGNER

T: 604.614.6627
E: chris@cvdesigns.ca

WWW.CVDESIGNS.CA

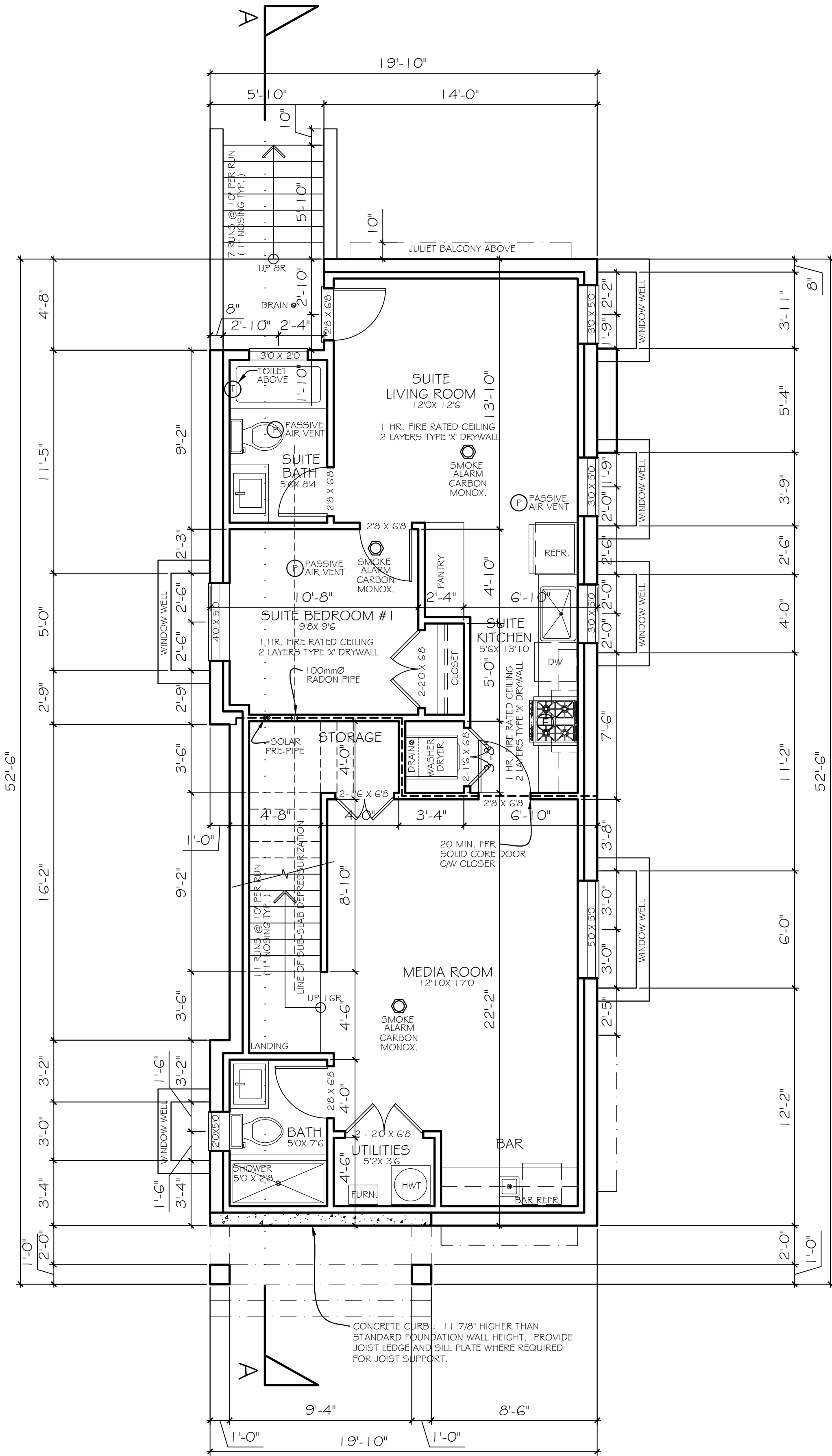
365
WEST 19TH ST.
NORTH VAN, BC

© COPYRIGHT, ALL DESIGNS AND THE
MODIFIED LICENSES THEREOF ARE
THE SOLE PROPERTY OF
CHRISTOPHE VAISSADE DESIGNS INC.
AND MAY NOT BE USED WHOLLY OR IN
PART WITHOUT LICENCE BEING PURCHASED.
COPYRIGHT INFRINGEMENT INCLUDES
IDEAS, GAINED AND CONVERSION
THEREOF INTO ANY MATERIAL FORM.
CANADA COPYRIGHT ACT R.S.C. 1970.

REV.	DATE	REMARKS
	APR 03, 2025	ISSUED FOR PERMIT

CLIENT :	
PROJECT :	LOT 1, 365 WEST 19TH STREET, NORTH VANCOUVER BC
CONTENT :	FLOOR PLANS

DATE :	JAN 2025
SCALE :	1/4" = 1'-0"
PROJECT No. :	
SHEET No. :	A 2.1
REVISION :	

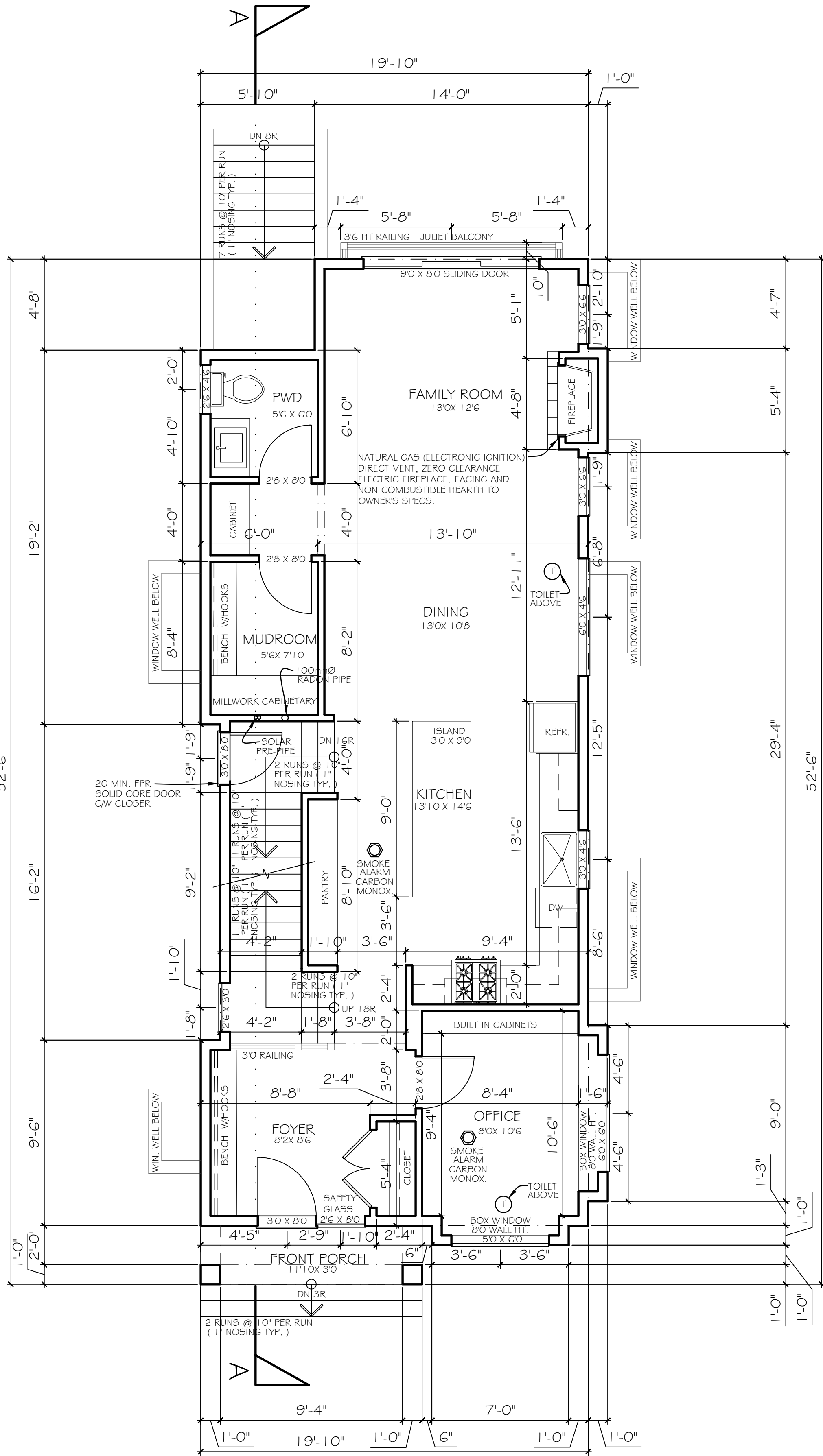


BASEMENT FLOOR PLAN

BASEMENT FLOOR AREA : 938 S.F.

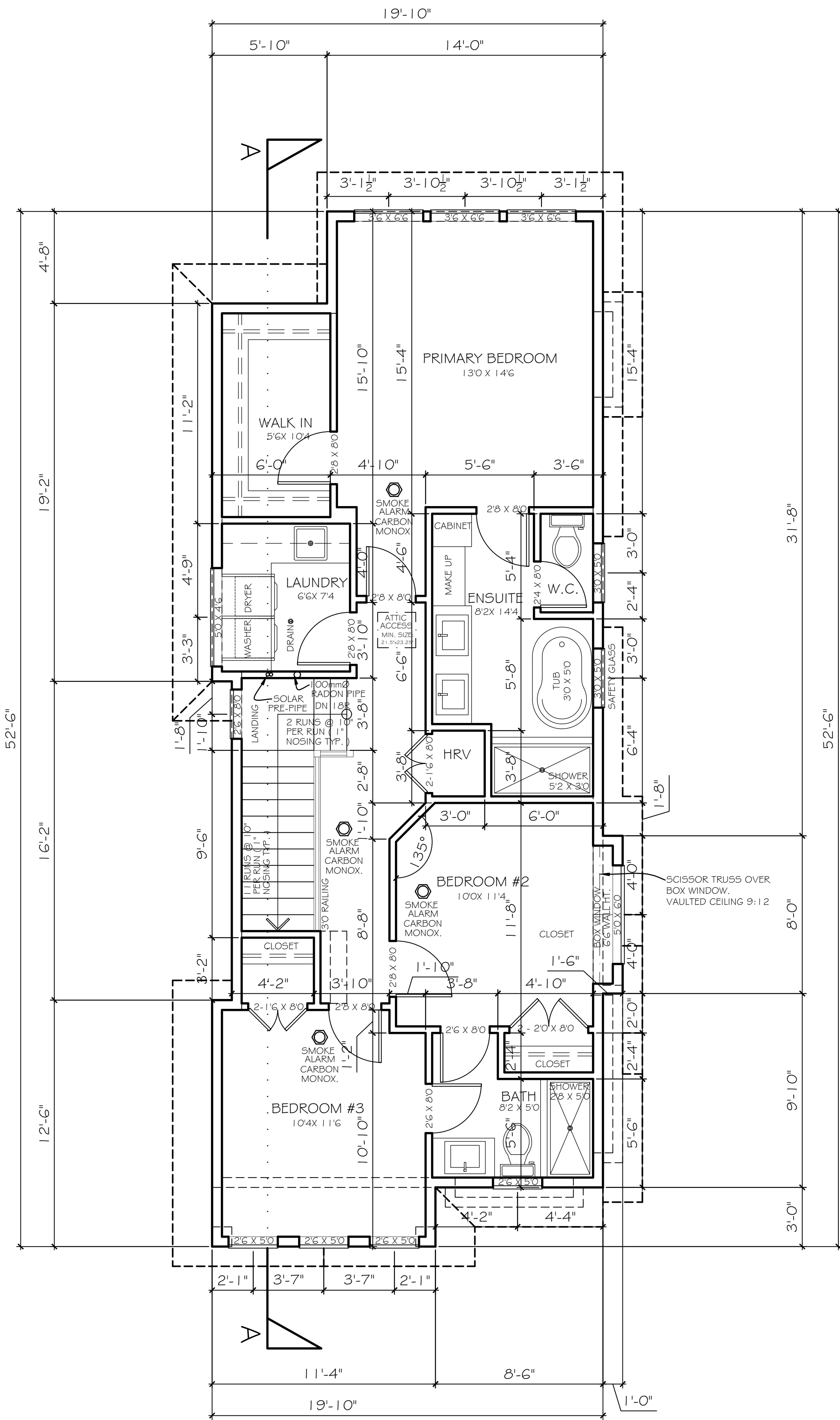
(SUITE FLOOR AREA INC. : 479 S.F.)

NOTE: INSULATE HOT WATER TANK AND HOT WATER PIPES.
NOTE: DUAL FLUSH TOILETS
NOTE: FORCED AIR CW HEAT RECOVERY VENTILATOR
NOTE: EGRESS FOR ALL BEDROOM IS REQUIRED THROUGH
OPERABLE WINDOW. OWNER / BUILDER TO CONFIRM WITH
WINDOW SUPPLIER WHICH WINDOWS TO BE OPERABLE



MAIN FLOOR PLAN

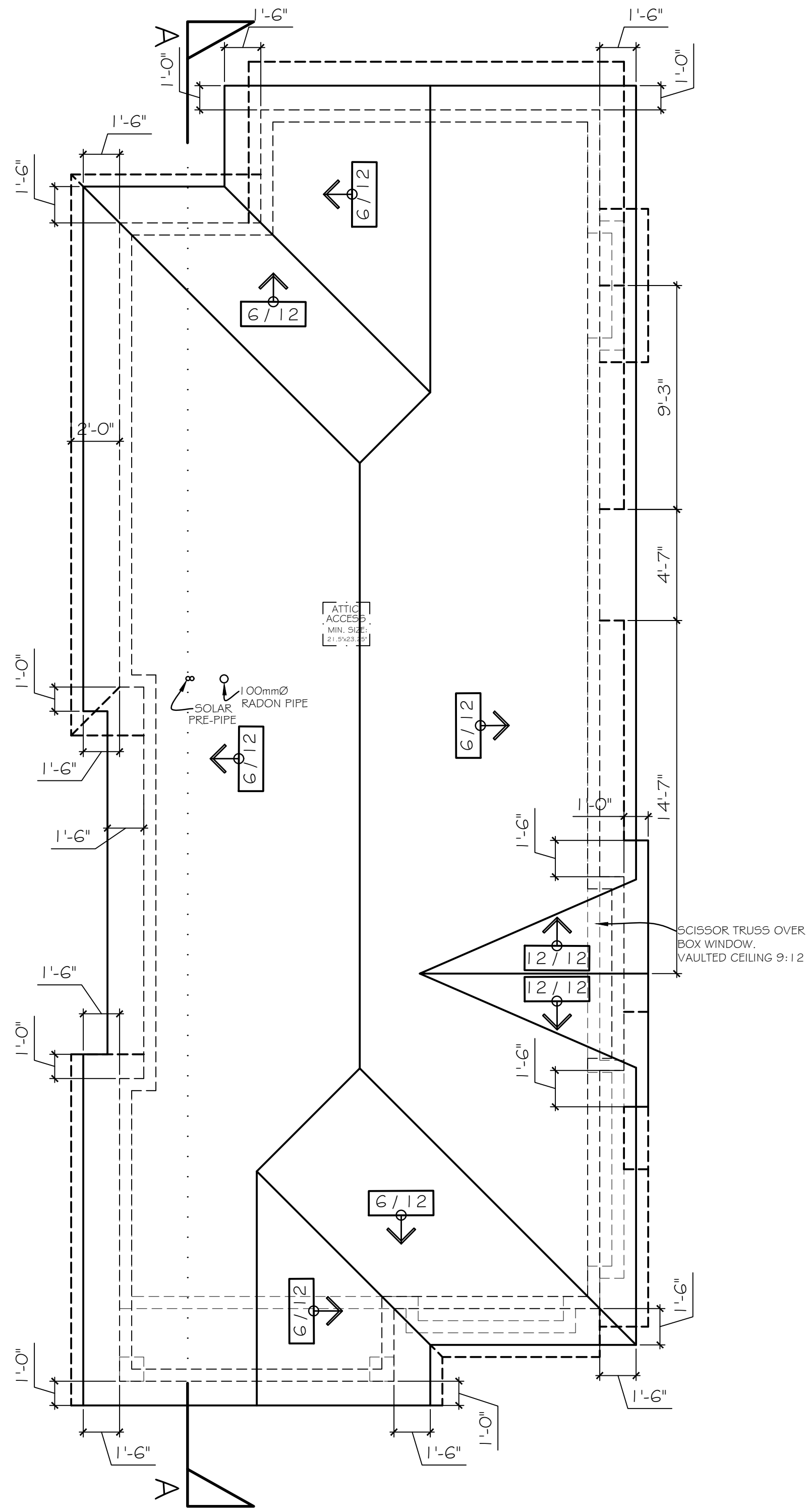
MAIN FLOOR AREA : 954 S.F.



UPPER FLOOR PLAN

UPPER FLOOR AREA : 980 S.F.

NOTE: INSULATE HOT WATER TANK AND HOT WATER PIPES.
NOTE: DUAL FLUSH TOILETS
NOTE: FORCED AIR CW HEAT RECOVERY VENTILATOR
NOTE: EGRESS FOR ALL BEDROOM IS REQUIRED THROUGH OPERABLE WINDOW. OWNER / BUILDER TO CONFIRM WITH WINDOW SUPPLIER WHICH WINDOWS TO BE OPERABLE



ROOF PLAN

AS PER STRUCT. ENGINEER DWGS.

/ 12 DENOTES EXTERIOR ROOF PITCH

CHRISTOPHE VAISSADE
BUILDING DESIGNER

T: 604.614.6627
E: chris@cvdesigns.ca
WWW.CVDESIGNS.CA

365
WEST 19TH ST.
NORTH VAN, BC

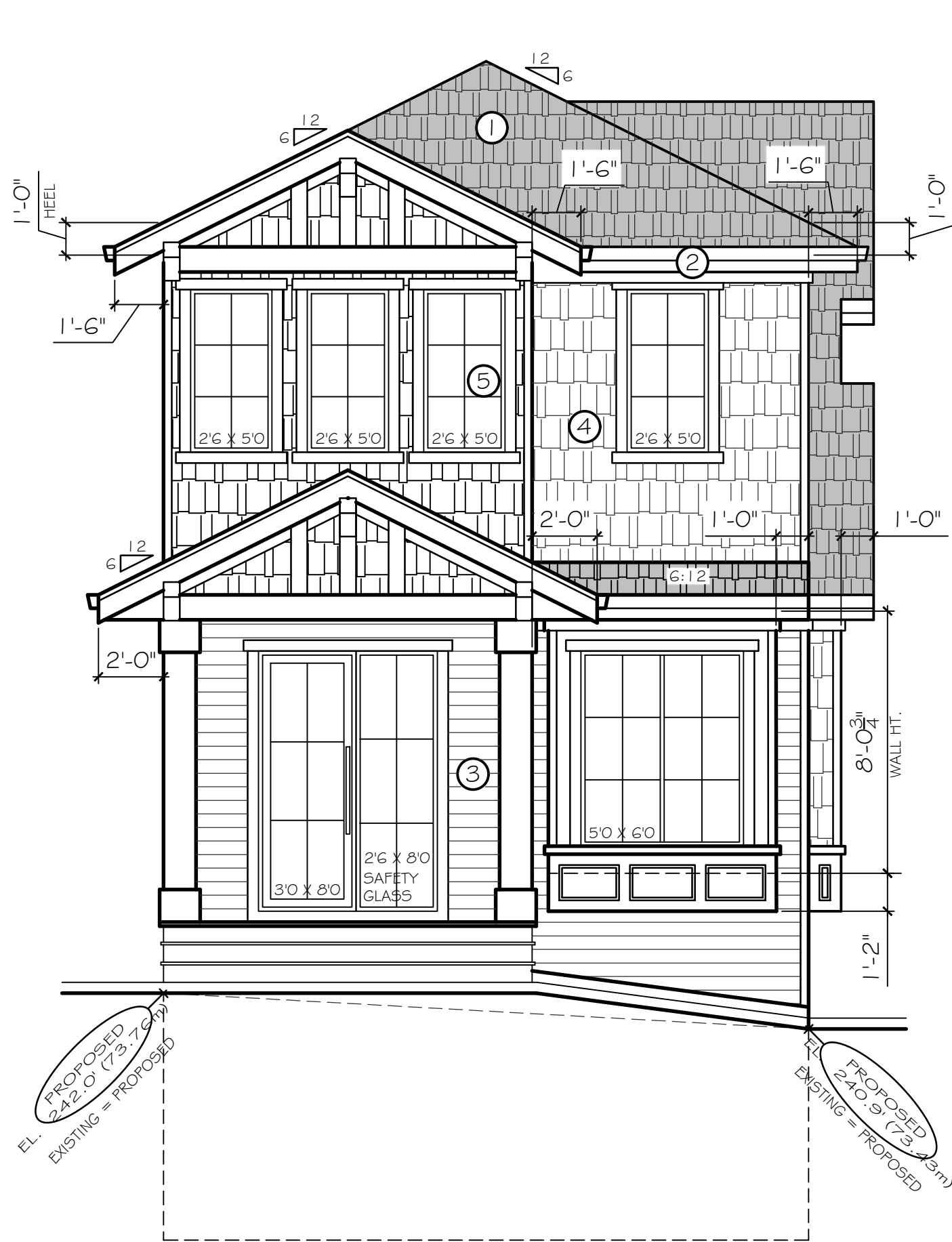
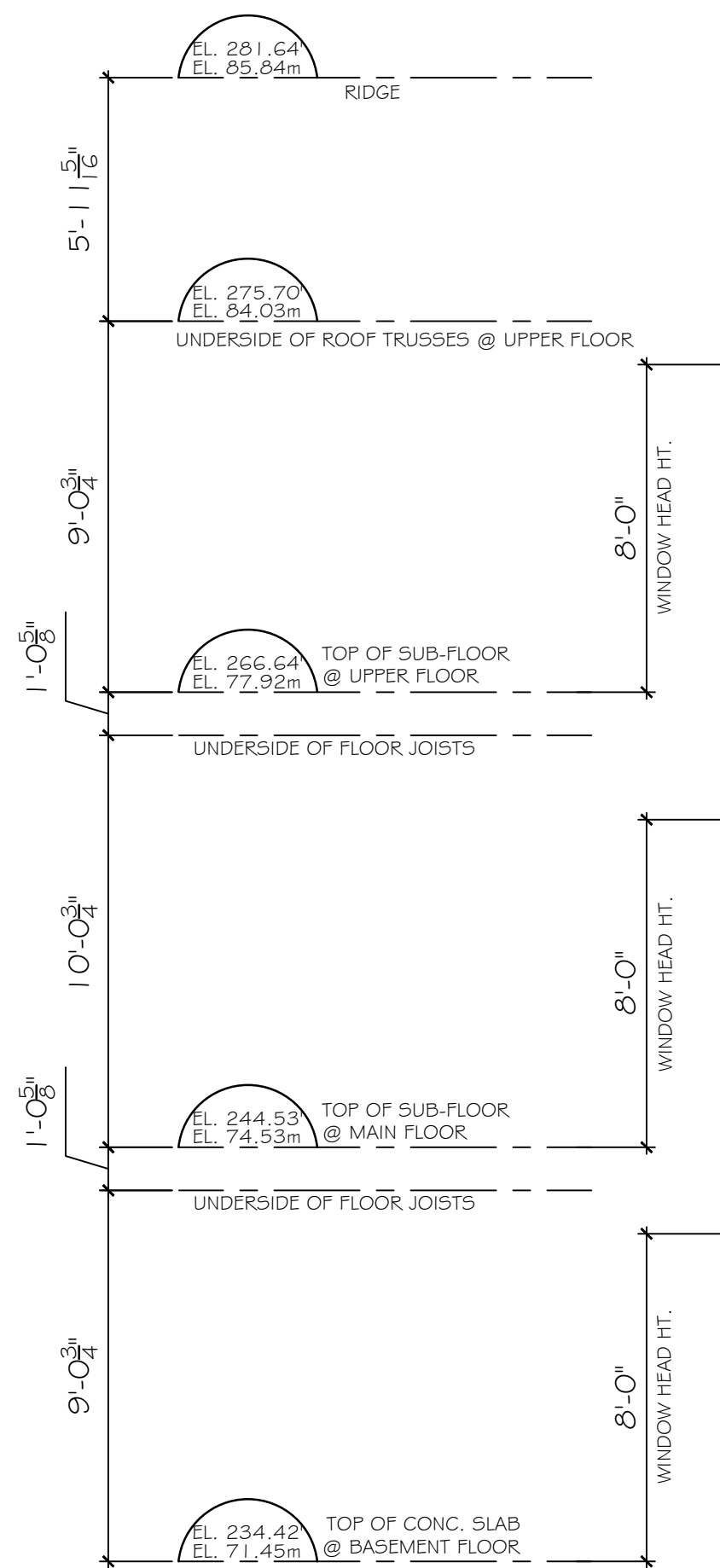
©COPYRIGHT, ALL DESIGNS AND THE MODIFIED LIKENESSES THEREOF ARE THE SOLE PROPERTY OF CHRISTOPHE VAISSADE DESIGNS INC. AND MAY NOT BE USED WHOLLY OR IN PART WITHOUT LICENCE BEING PURCHASED. COPYRIGHT INFRINGEMENT INCLUDES IDEAS, GAINED AND CONVERSION THEREOF INTO ANY MATERIAL FORM. CANADA COPYRIGHT ACT R.S.C. 1970.

REV.	DATE	REMARKS
	APR 03, 2025	ISSUED FOR PERMIT

CLIENT :	
PROJECT :	LOT 1, 365 WEST 19TH STREET, NORTH VANCOUVER BC
CONTENT :	FLOOR PLANS

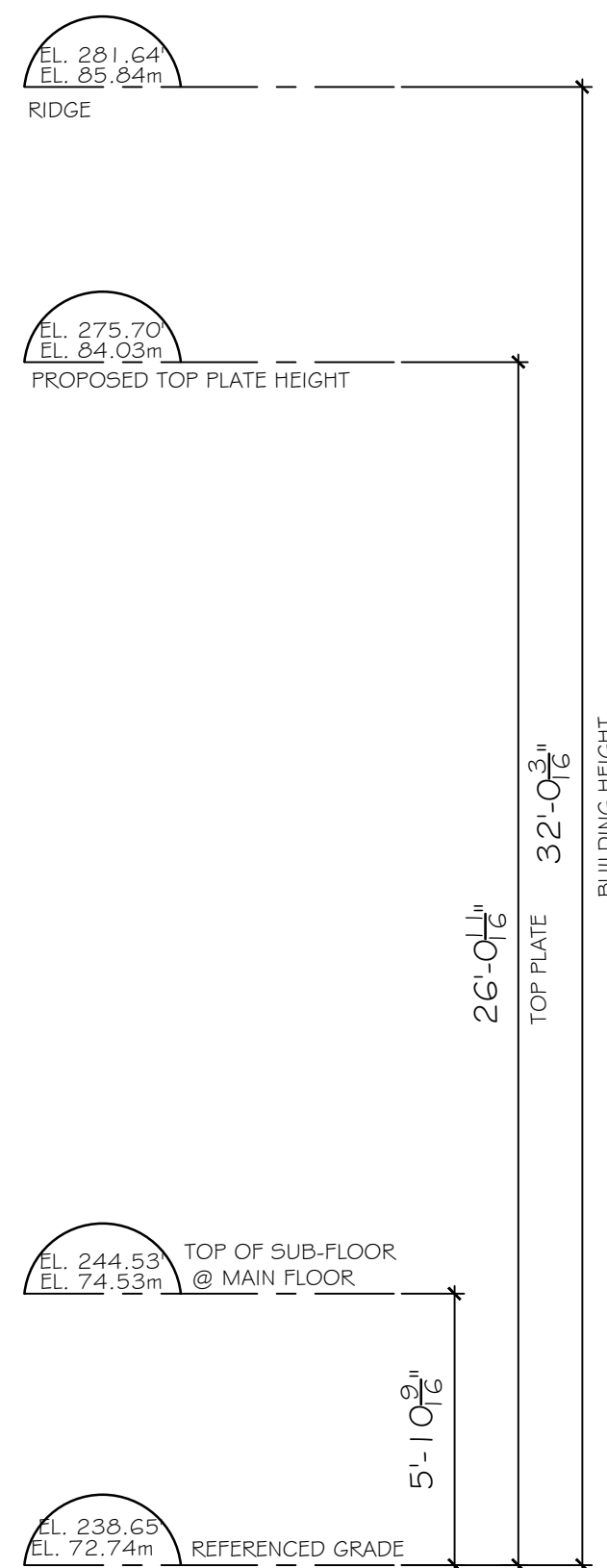
DATE :	JAN 2025
SCALE :	1/4" = 1'-0"
PROJECT No. :	
SHEET No. :	REVISION :
A 2.2	

- SCHEDULE OF FINISHES
- ① LAMINATED FIBERGLASS ASPHALT SHINGLES
 - ② PREFINISHED ALUMINUM GUTTER
2 X 1.0 FASCIA BOARD
 - ③ HORIZONTAL 'HARDI-BOARD' SIDING
 - ④ WALL SHINGLES
 - ⑤ VINYL FRAMED WINDOWS



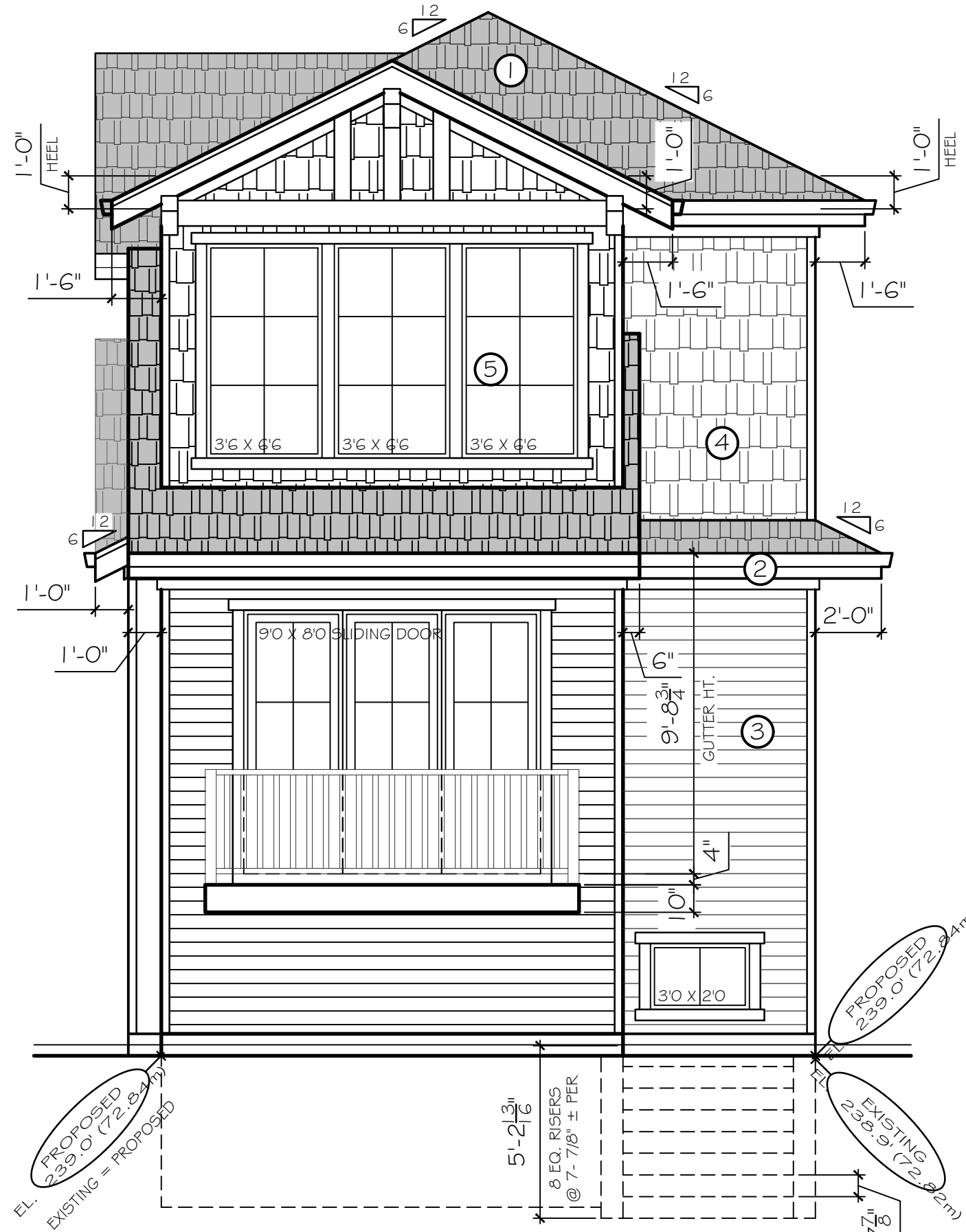
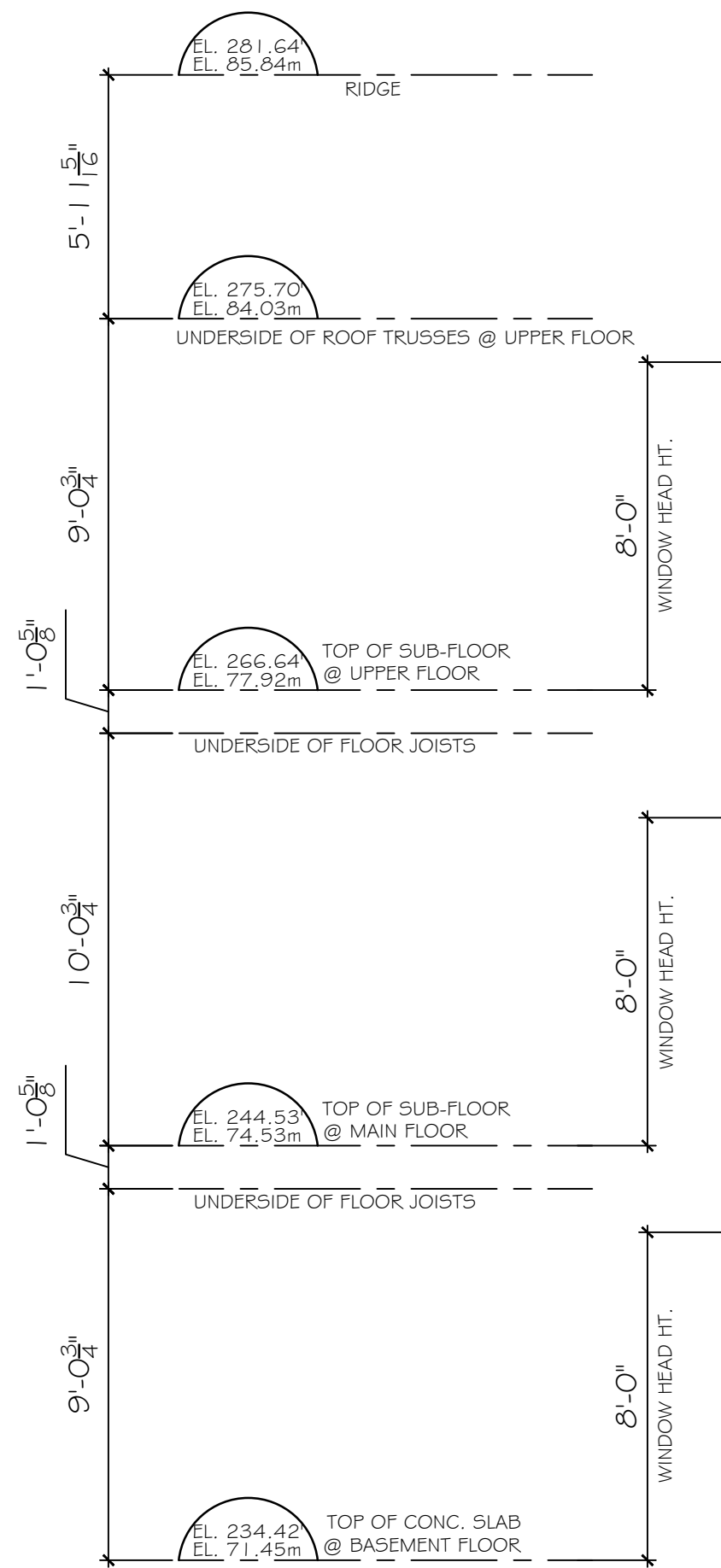
FRONT ELEVATION - NORTH

NOTE : SPATIAL SEPARATION CALCULATION NOT REQUIRED.



REFERENCE GRADE CALCULATION:

$$R = \text{FRONT} + (\text{REAR} - \text{FRONT}) \cdot 0.4$$
$$R = 240.75' + (235.50' - 240.75') \cdot 0.4$$
$$R = 238.65'$$




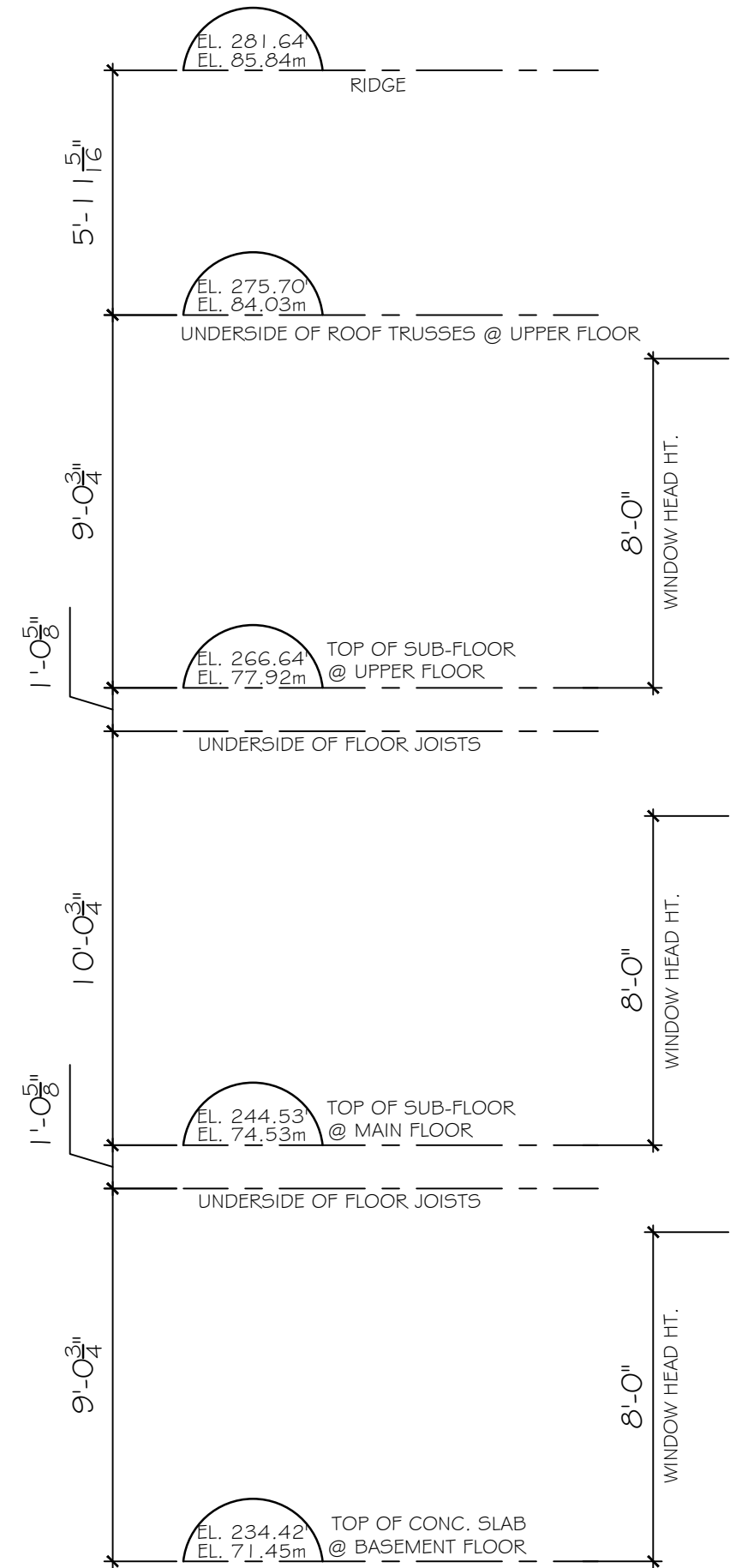
REAR ELEVATION - SOUTH

NOTE : SPATIAL SEPARATION CALCULATION NOT REQUIRED.

REV.	DATE	REMARKS
	APR 03, 2025	ISSUED FOR PERMIT

CLIENT :	PROJECT :
	LOT 1, 365 WEST 19TH STREET, NORTH VANCOUVER BC
	CONTENT :
	ELEVATIONS

DATE :	JAN 2025
SCALE :	1/4" = 1'-0"
PROJECT No. :	
SHEET No. :	REVISION :
A 3.1	



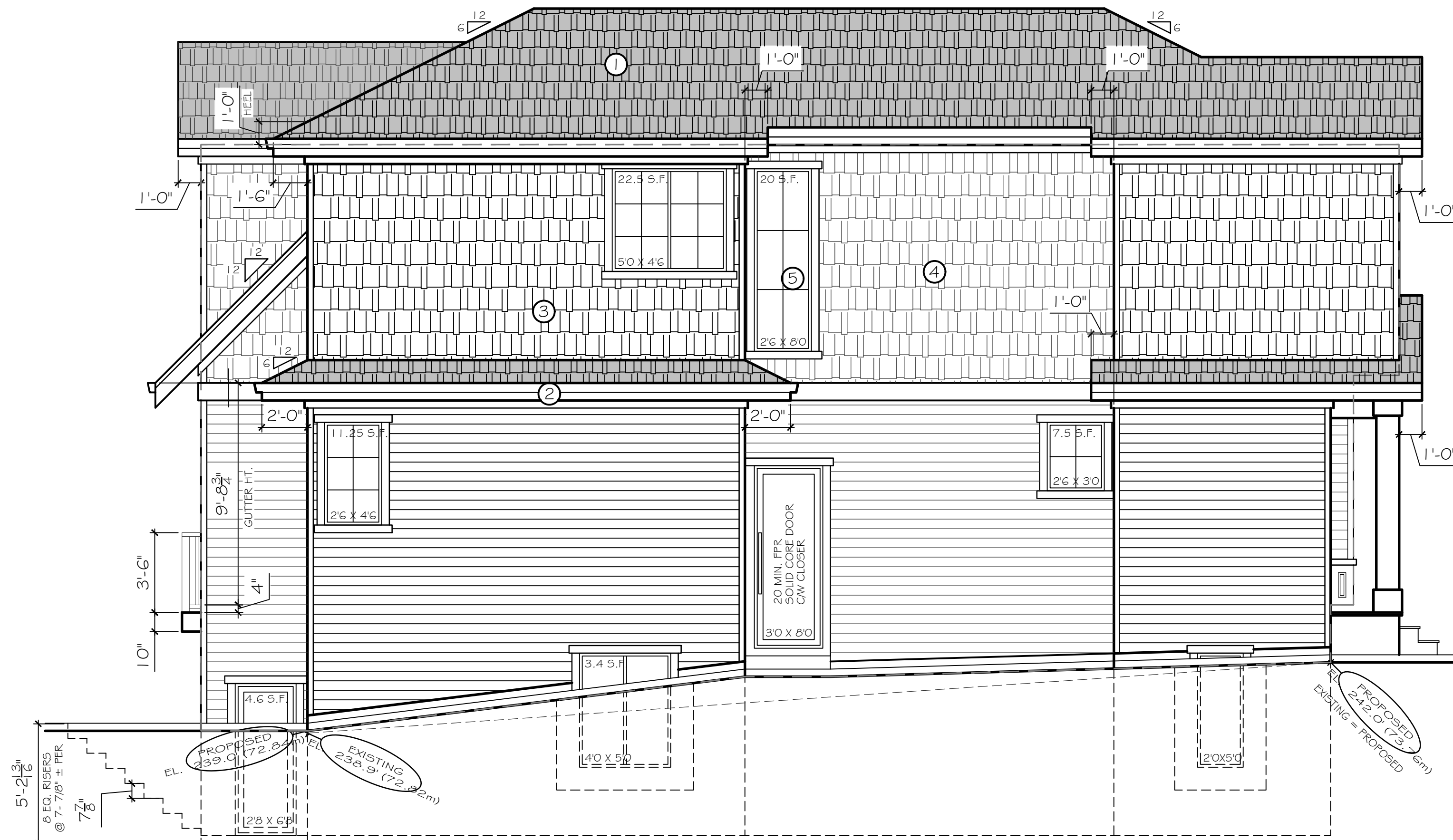
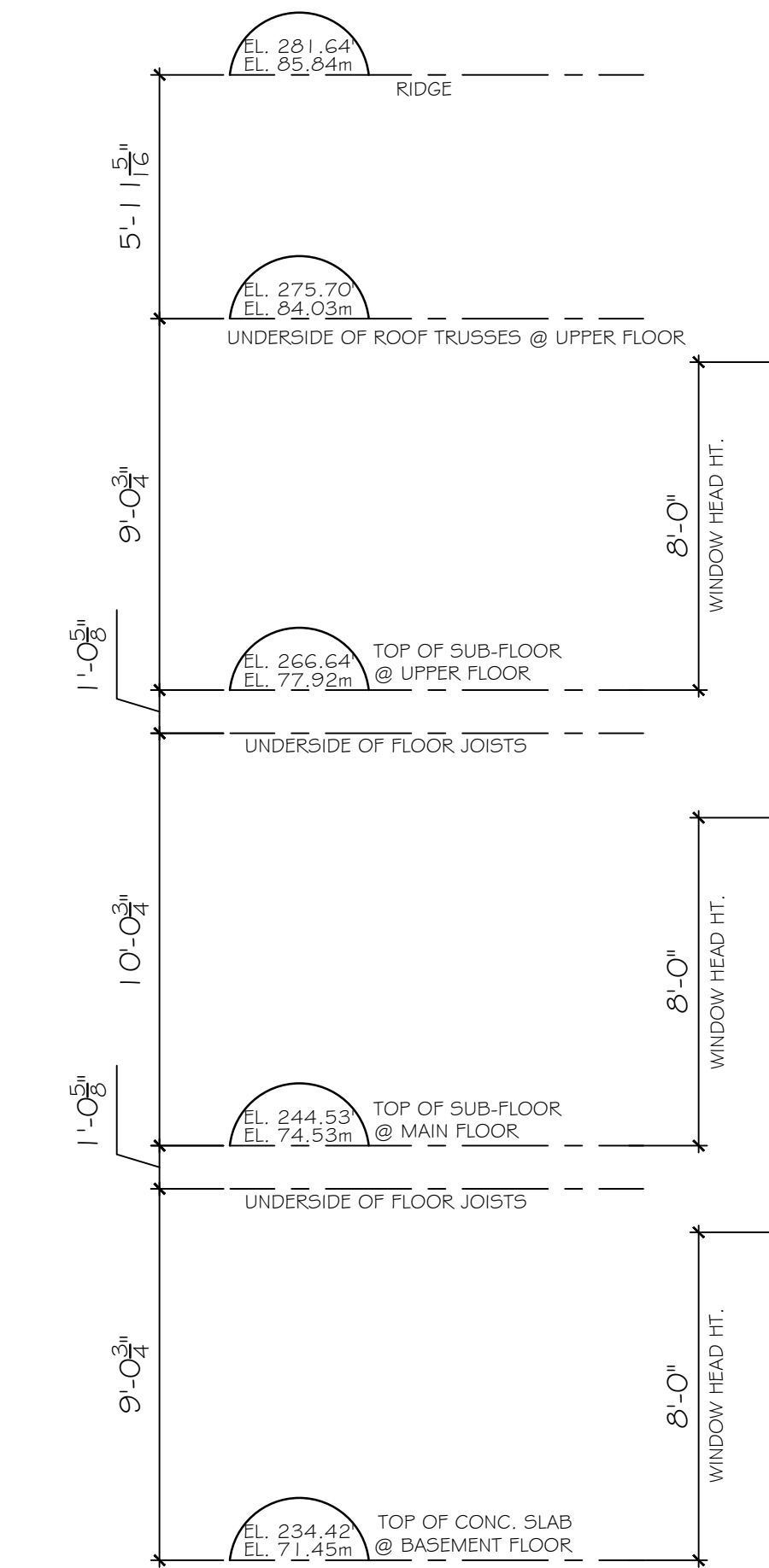
REFERENCE GRADE CALCULATION:

$R = \text{FRONT} + (\text{REAR} - \text{FRONT}) \cdot 0.4$

$R = 240.75' + (235.50' - 240.75') \cdot 0.4$

$R = 238.65'$

- SCHEDULE OF FINISHES
- ① LAMINATED FIBERGLASS ASPHALT SHINGLES
 - ② PREFINISHED ALUMINUM GUTTER
2 X 10 FASCIA BOARD
 - ③ HORIZONTAL 'HARDI-BOARD' SIDING
 - ④ WALL SHINGLES
 - ⑤ VINYL FRAMED WINDOWS



AREA OF EXPOSING BUILDING FACE			
LIMITING DISTANCE			
over 100 sq.m.	<1.2m	1.2m	1.5m
	0	7	7

Spatial Separation Calculations - East

Exposing Building Face : 1,222 S.F. (113.5 SQ.M.)

Limiting Distance : 4.0 (1.2 m)

Allowable Aggregate Area of Unprotected Openings : 7.0% (85.5 S.F.)

Proposed Aggregate Area of Unprotected Openings : 5.7% (69.25 S.F.)

RIGHT ELEVATION - WEST

NOTE : SPATIAL SEPARATION CALCULATION NOT REQUIRED.

LEFT ELEVATION - EAST

CHRISTOPHE VAISSADE
BUILDING DESIGNER

T: 604.614.6627
E: chris@cvdesigns.ca

WWW.CVDESIGNS.CA

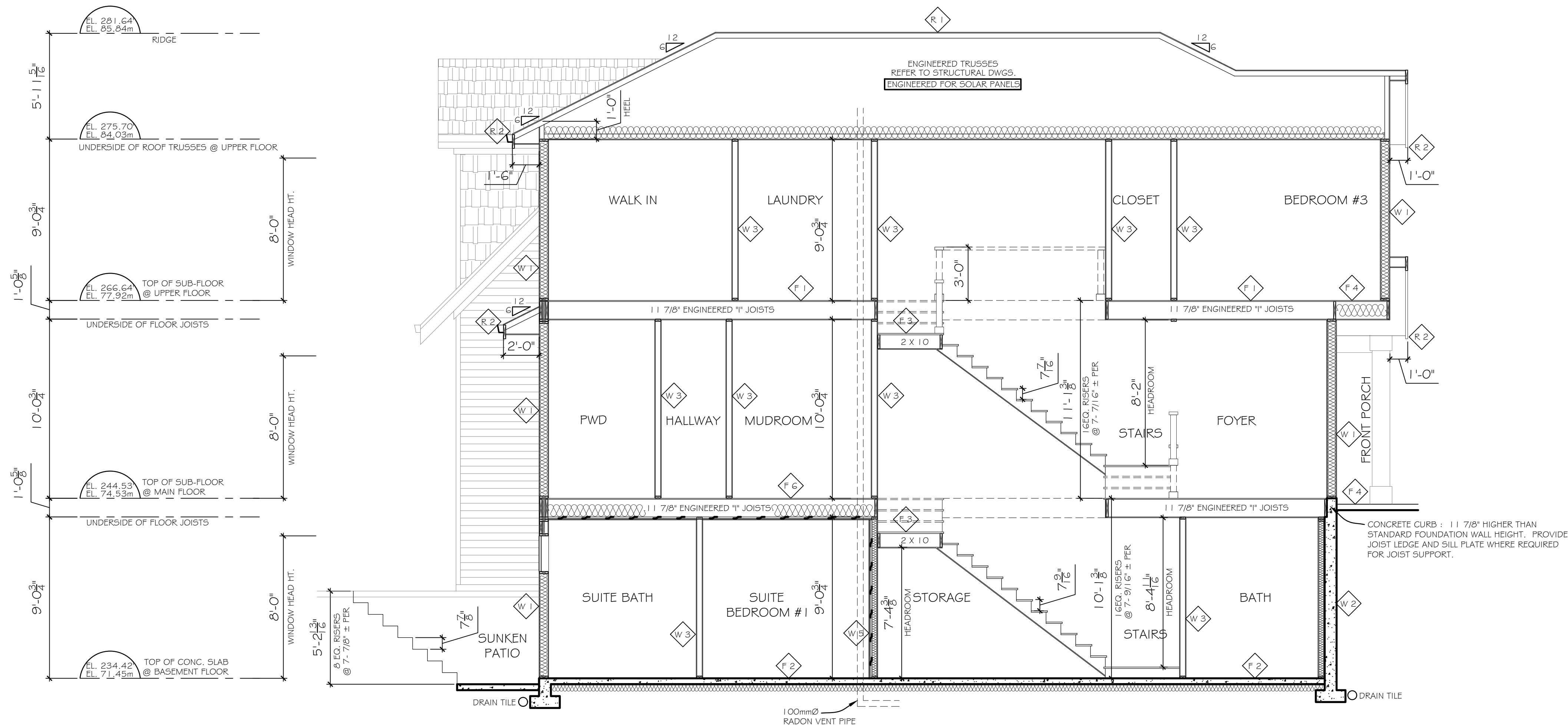
365
WEST 19TH ST.
NORTH VAN, BC

© COPYRIGHT, ALL DESIGNS AND THE MODIFIED LIKENESSES THEREOF ARE THE SOLE PROPERTY OF CHRISTOPHE VAISSADE DESIGNS INC. AND MAY NOT BE USED WHOLLY OR IN PART WITHOUT LICENCE BEING PURCHASED. COPYRIGHT INFRINGEMENT INCLUDES IDEAS, GAINED AND CONVERSION THEREOF INTO ANY MATERIAL FORM. CANADA COPYRIGHT ACT R.S.C. 1970.

REV.	DATE	REMARKS
	APR 03, 2025	ISSUED FOR PERMIT

CLIENT :	
PROJECT :	LOT 1, 365 WEST 19TH STREET, NORTH VANCOUVER BC
CONTENT :	ELEVATIONS

DATE :	JAN 2025
SCALE :	1/4" = 1'-0"
PROJECT No. :	
SHEET No. :	A 3.2
REVISION :	



SECTION A - A

CONSTRUCTION ASSEMBLIES

R 1 TRUSS ROOF CONSTRUCTION

LAMINATED FIBERGLASS ASPHALT SHINGLES
1/2" PLYWOOD CW "T" CLIPS @ UNSUPPORTED JOINTS
ENGINEERED WOOD TRUSSES OR WOOD FRAMING
R-50 FIBERGLASS BATT INSULATION (BLOWN) (AT FLAT CEILING AREAS)
K-50 FIBERGLASS BATT INSULATION (AT SCISSOR TRUSSES)
6 MIL POLY VAPOUR BARRIER
5/8" GYPSUM BOARD

R 2 ROOF CONSTRUCTION AT EAVES

PREFINISHED ALUMINUM FASCIA GUTTER
2 X 10 COMB FACED FASCIA
PREFINISHED VINYL SOFFITS - TRIPLE 2" INVISIBLY VENTED

AT OPEN GABLES :
2 X 10 COMB FACED K.D. SPRUCE GABLE BARGE BOARD
2w 1 X 4 COMB FACED K.D. SPRUCE OVERLAY

F 1 MAIN & UPPER FLOOR CONSTRUCTION

FINISHED FLOORING
3/8" FIBEROCK UNDERLAYMENT UNDER TILED FLOOR AREAS
3/4" O.S.B. EDGE GOLD, T + G, GLUED, NAILED, AND SCREWED
1 1/2" ENGINEERED T JOISTS
@ 16" O.C., OR AS SPECIFIED ON STRUCTURAL DRAWINGS
2X2 SPRUCE CROSS BRIDGING AS REQUIRED
OR
1B5 2000' LOAD SHARING CONNECTORS AS REQUIRED
5/8" GYPSUM BOARD

F 2 BASEMENT FLOOR CONSTRUCTION

FINISHED FLOORING
3/8" FIBEROCK UNDERLAYMENT UNDER TILED FLOOR AREAS
4" CONCRETE SLAB
6 MIL POLY VAPOUR BARRIER
R-12 RIGID INSULATION
6" MIN. COMPACTED FILL
SOLID BASE OR COMPACTED FILL

F 3 INTERIOR STAIR CONSTRUCTION

3 - 2 X 12 - #2 AND BETTER FIR STRINGERS
1" FIR PLYWOOD TREADS
1/2" FIR PLYWOOD RISERS

F 4 UPPER FLOOR CONSTRUCTION OVER EXETNAL SPACE

FINISHED FLOORING
3/8" FIBEROCK UNDERLAYMENT UNDER TILED FLOOR AREAS
3/4" O.S.B. EDGE GOLD, T + G, GLUED, NAILED, AND SCREWED
SEAL JOINTS IN SUBFLOOR TO FORM VAPOUR BARRIER
1 1/2" ENGINEERED T JOISTS
@ 16" O.C., OR AS SPECIFIED ON DRAWINGS
2X2 SPRUCE CROSS BRIDGING AS REQUIRED
OR
1B5 2000' LOAD SHARING CONNECTORS AS REQUIRED
R-28 BATT INSULATION
5/8" GYPSUM BOARD (@ GARAGE)
OR
PREFINISHED VINYL SOFFITS - TRIPLE 2" INVISIBLY VENTED

F 4 PATIO/PORCH SLAB CONSTRUCTION

4" CONCRETE SLAB
6 MIL POLY VAPOUR BARRIER
6" MIN. COMPACTED FILL
SOLID BASE OR COMPACTED FILL

W 1 EXTERIOR WALL CONSTRUCTION AT HOUSE

HORIZ. HARDI SIDING AND WALL SHINGLES
INSECT SCREEN - 6" WIDE SCREEN WRAPPED OVER EDGE
1/2" THICK X 1 - 1/2" WIDE STD. FIR KDAT TREATED PLYWOOD STRIPS (VERTICALLY APPLIED @ 16" O.C.)
OR
"HARDI-BOARD" SHINGLES
1/2" THICK X 1 - 1/2" WIDE STD. FIR KDAT TREATED PLYWOOD STRIPS (VERTICALLY APPLIED @ 16" O.C.)
INSECT SCREEN - 6" WIDE SCREEN WRAPPED OVER EDGE
ONTO
2 LAYERS 30 MIN. BUILDING PAPER
PEEL AND STICK WATERPROOF MEMBRANE
AT SILL / THRESHOLD OF ALL OPENINGS
1/2" O.S.B. WALL SHEATHING
2X6 @ 16" o.c. K.D. S.P.F. STUDS
R-24 BATT INSULATION
6 MIL POLY VAPOUR BARRIER
1/2" GYPSUM BOARD

W 2 FOUNDATION WALL CONSTRUCTION AT BASEMENT

2X4 MUD SILL
MIN. 1/2" ANCHOR BOLTS @ 4'-0" O.C.
4" FOAM SILL GASKET
TWO COATS DAMPROOFING BELOW GRADE ON EXTERIOR FACE
8" CONCRETE FOUNDATION WALL
2 X 4 WALL FRAMING - WOOD MUST NOT BE IN CONTACT WITH CONCRETE WALL
R-12 FIBERGLASS BATT INSULATION
TO MIN. 2'-0" BELOW ADJACENT FINISHED GRADE AT EXTERIOR
6 MIL POLY VAPOUR BARRIER
1/2" GYPSUM BOARD
CONCRETE FOOTING (REFER TO STRUCT. DETAILS FOR FOOTING SIZES)
ON SOLID BEARING BELOW FROST LEVEL

W 3 INTERIOR WALL CONSTRUCTION

1/2" GYPSUM BOARD
2X4 @ 16" o.c. K.D. S.P.F. STUDS

FRR ASSEMBLIES

W 5 INTERIOR WALL CONSTRUCTION BETWEEN UNITS

W4a TABLE A-9.10.3.1.A (STC 50 - FRR 1 HOUR)

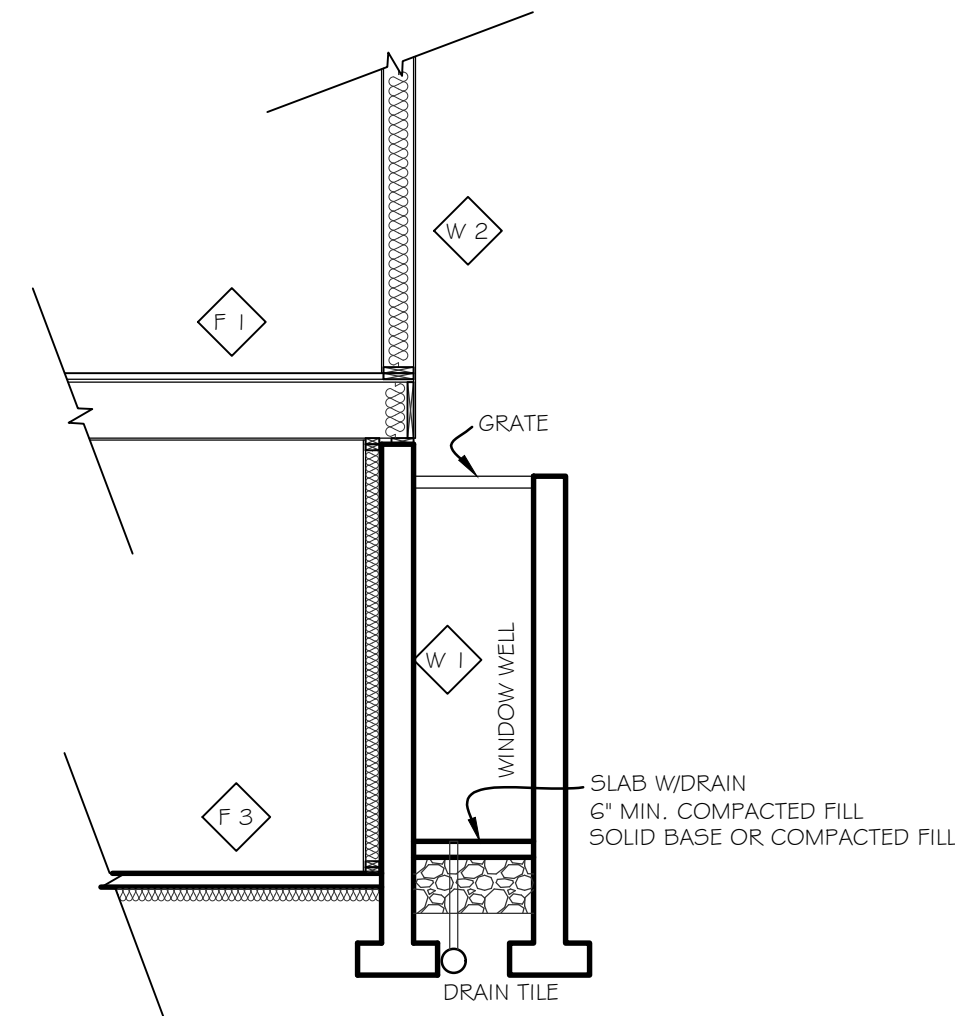
1 LAYER 5/8" TYPE X GYPSUM BOARD
RESILIENT CHANNEL BARS
2X4 @ 16" o.c. K.D. STUDS
ROXUL INSULATION
2X6 WOOD BLOCKING
5/8" TYPE X GYPSUM BOARD

F 6 FLOOR CONSTRUCTION BETWEEN UNITS

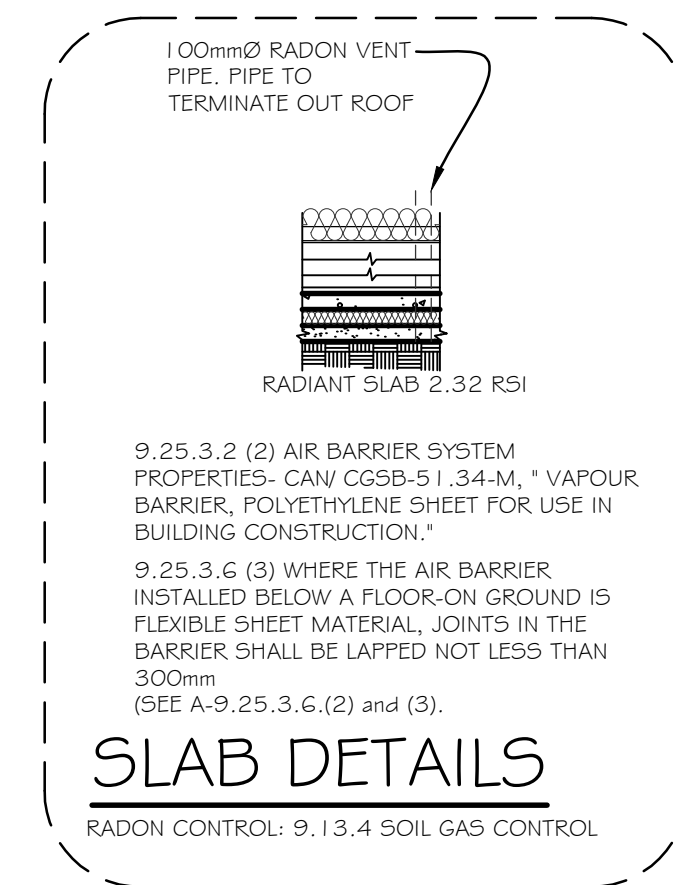
F9c TABLE A-9.10.3.1.B (STC 50 - FRR 1 HOUR)

FINISHED FLOORING
1 1/2" LITE WEIGHT CONCRETE TOPPING
RADIANT FLOOR HEATING
3/8" FIBEROCK UNDERLAYMENT UNDER TILED FLOOR AREAS
3/4" O.S.B. EDGE GOLD, T + G, GLUED, NAILED, AND SCREWED
1 1/2" ENGINEERED T JOISTS
@ 16" O.C., OR AS SPECIFIED ON DRAWINGS

2X2 SPRUCE CROSS BRIDGING AS REQUIRED
ROXUL INSULATION
RESILIENT CHANNEL BARS
1 LAYER 5/8" TYPE X GYPSUM BOARD



WINDOW WELL W/GRATE



CHRISTOPHE VAISSADE
BUILDING DESIGNER

T: 604.614.6627
E: chris@cvdesigns.ca

WWW.CVDESIGNS.CA

365
WEST 19TH ST.
NORTH VAN, BC

© COPYRIGHT, ALL DESIGNS AND THE MODIFIED LICENSES THEREOF ARE THE SOLE PROPERTY OF CHRISTOPHE VAISSADE DESIGNS INC. AND MAY NOT BE USED WHOLLY OR IN PART WITHOUT LICENCE BEING PURCHASED. COPYRIGHT INFRINGEMENT INCLUDES IDEAS GAINED AND CONVERSION THEREOF INTO ANY MATERIAL FORM. CANADA COPYRIGHT ACT R.S.C. 1970.

REV.	DATE	REMARKS
	APR 03, 2025	ISSUED FOR PERMIT

CLIENT :	PROJECT :	LOT 1 365 WEST 19TH STREET, NORTH VANCOUVER BC
	CONTENT :	SECTION

DATE :	JAN 2025
SCALE :	1/4" = 1'-0"
PROJECT No. :	
SHEET No. :	REVISION :
A 4.1	



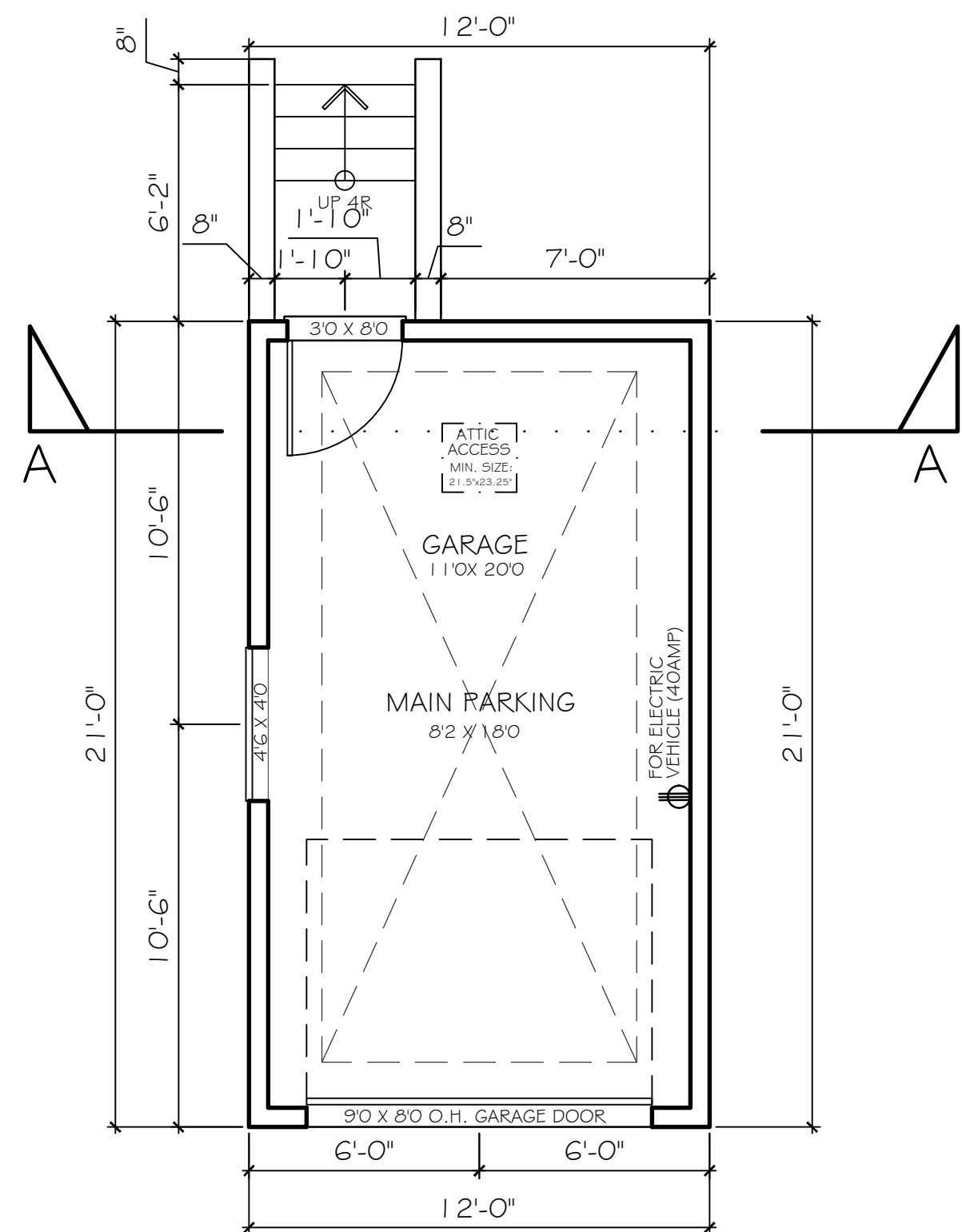
CHRISTOPHE VAISSADE
BUILDING DESIGNER

T: 604.614.6627
E: chris@cvdesigns.ca

WWW.CVDESIGNS.CA

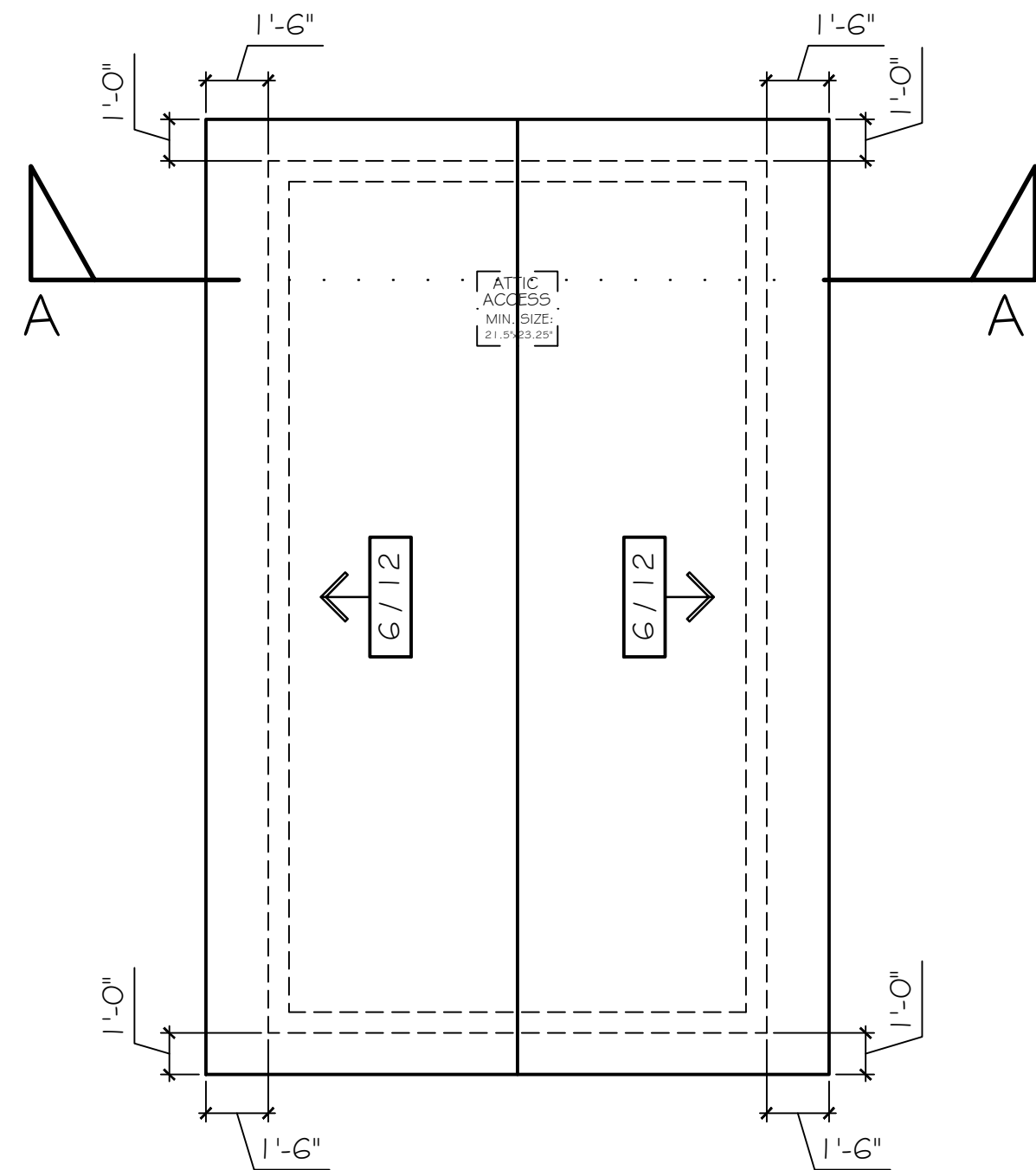
365
WEST 19TH ST.
NORTH VAN, BC

© COPYRIGHT, ALL DESIGNS AND THE
MODIFIED LIKENESSES THEREOF ARE
THE SOLE PROPERTY OF
CHRISTOPHE VAISSADE DESIGNS INC.
AND MAY NOT BE USED WHOLLY OR IN
PART WITHOUT LICENCE BEING PURCHASED.
COPYRIGHT INFRINGEMENT INCLUDES
IDEAS, GAINED AND CONVERSION
THEREOF INTO ANY MATERIAL FORM.
CANADA COPYRIGHT ACT R.S.C. 1970.



DETACHED GARAGE

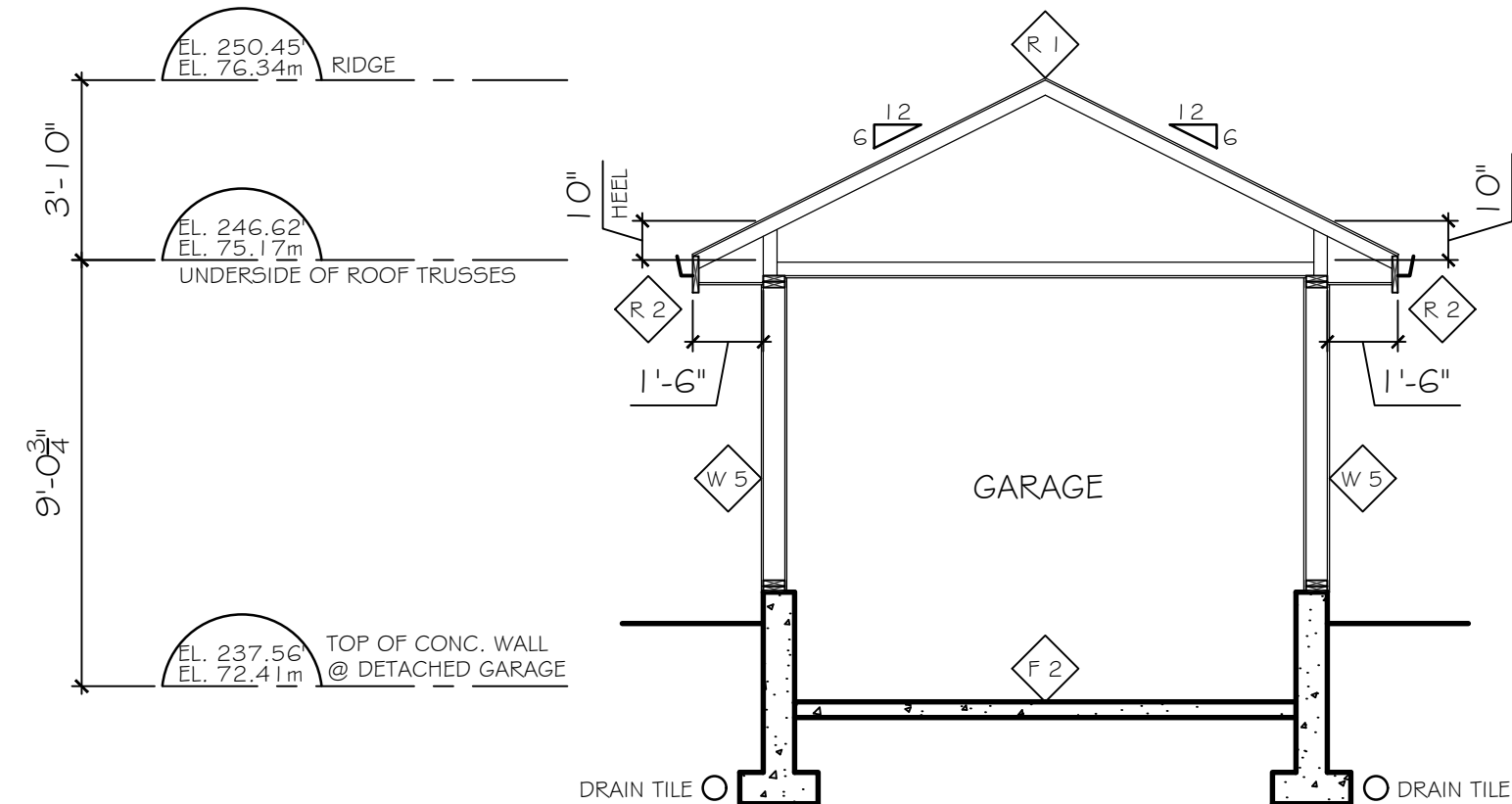
DETACHED GARAGE FLOOR AREA : 252 S.F.



ROOF PLAN

AS PER STRUCT. ENGINEER DWGS.

/ 12 DENOTES EXTERIOR ROOF PITCH



SECTION B - B

R 1 TRUSS ROOF CONSTRUCTION

LAMINATED FIBERGLASS ASPHALT SHINGLES
1/2" PLYWOOD CW 1" CLIPS @ UNSUPPORTED JOINTS
ENGINEERED WOOD TRUSSES OR WOOD FRAMING
6 MIL POLY VAPOUR BARRIER
5/8" GYPSUM BOARD

R 2 ROOF CONSTRUCTION AT EAVES

PREFINISHED ALUMINUM FASCIA GUTTER
2 X 10 COMB FACED FASCIA
PREFINISHED VINYL SOFFITS - TRIPLE 2" INVISIBLY VENTED

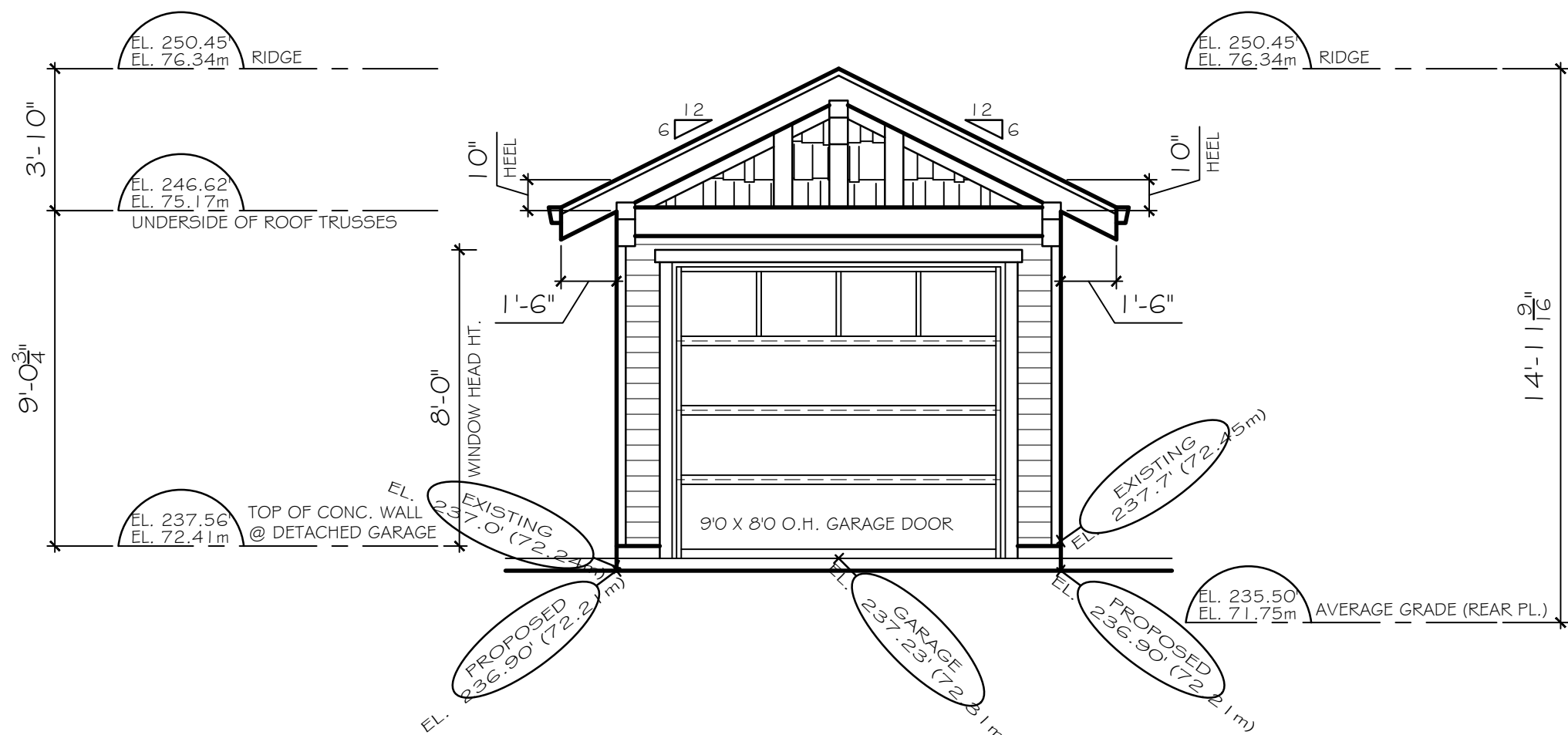
AT OPEN GABLES :
2 X 10 COMB FACED K.D. SPRUCE GABLE BARGE BOARD
2xw 1 X 4 COMB FACED K.D. SPRUCE OVERLAY

W 5 EXTERIOR WALL CONSTRUCTION AT GARAGE

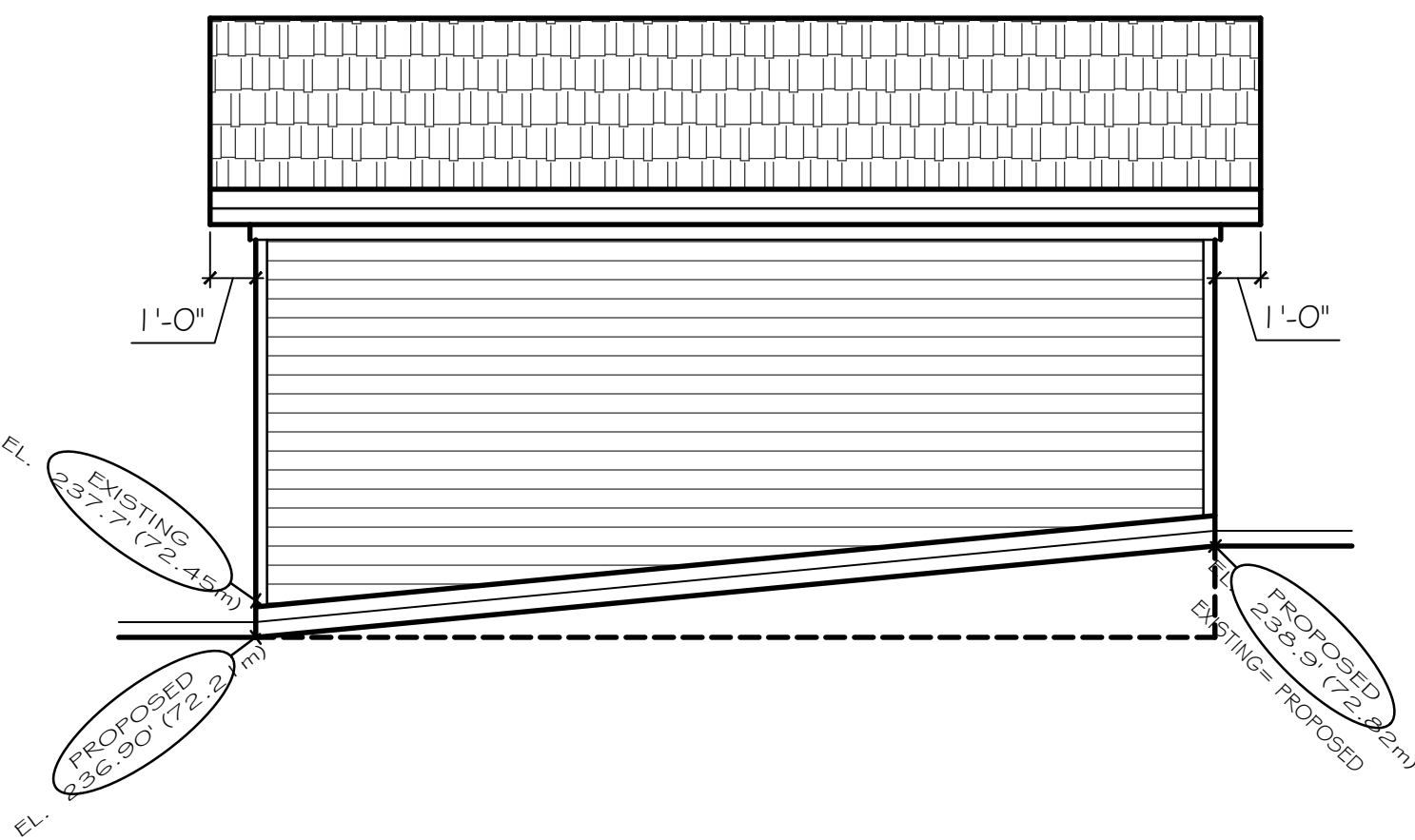
STUCCO
2 LAYERS 30 MIN. BUILDING PAPER
PEEL AND STICK WATERPROOF MEMBRANE
AT SILL / THRESHOLD OF ALL OPENINGS
1/2" PLYWOOD
2x6 @ 16" o.c. K.D. S.P.F. STUDS
6 MIL POLY VAPOUR BARRIER
1/2" GYPSUM BOARD

F 2 GARAGE SLAB CONSTRUCTION

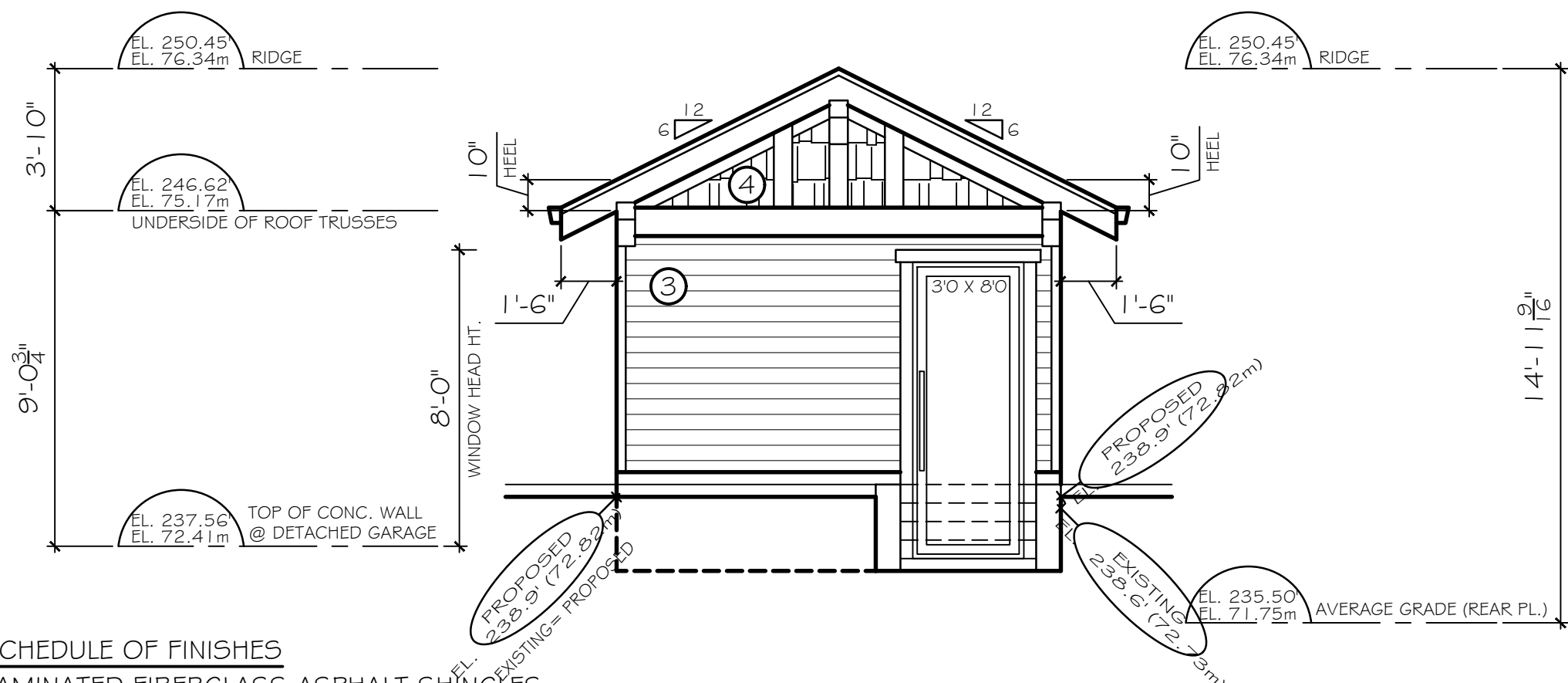
4" CONCRETE SLAB
6" MIN. COMPACTED FILL
SOLID BASE OR COMPACTED FILL



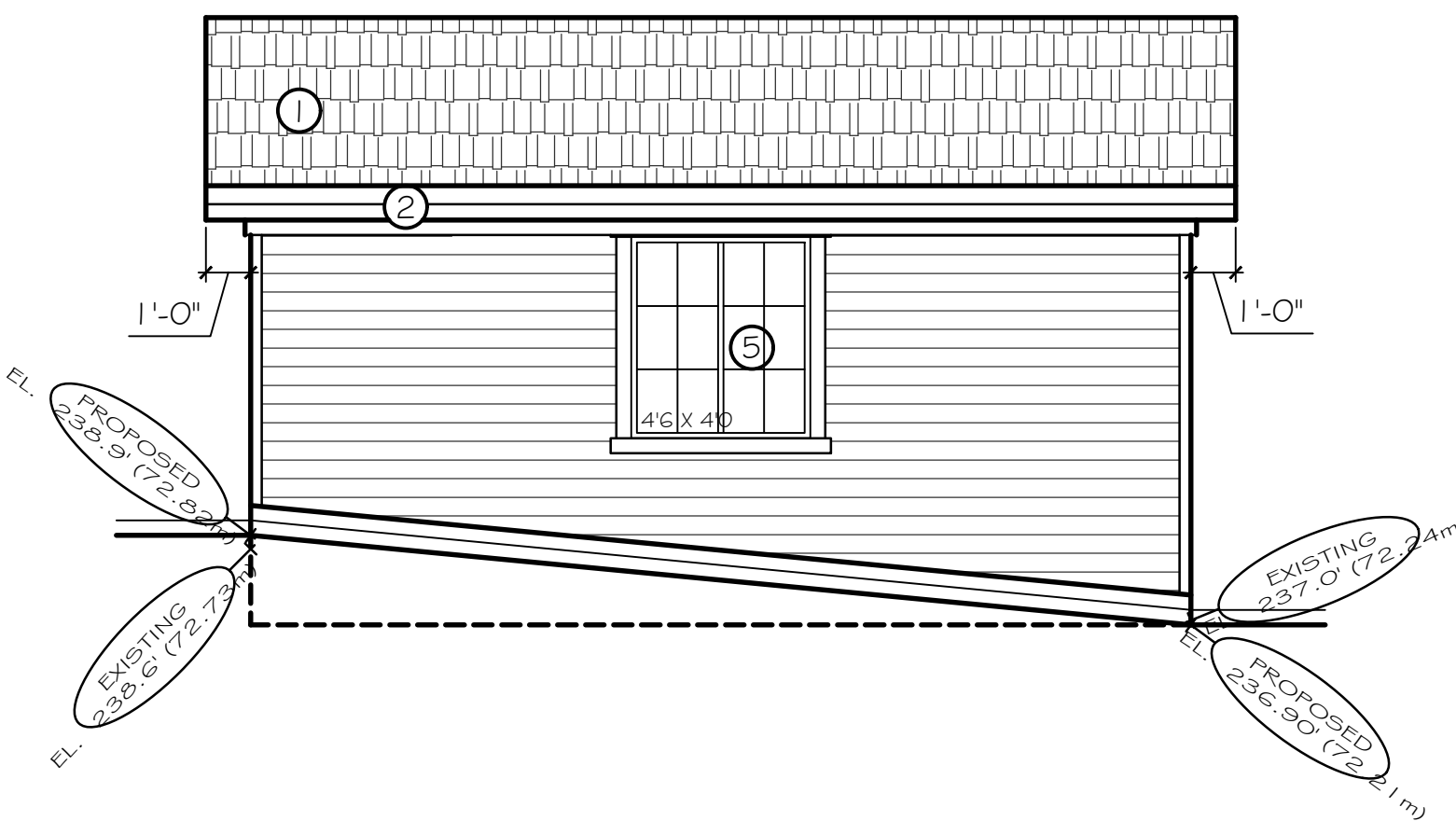
FRONT ELEVATION - SOUTH



RIGHT ELEVATION - EAST



REAR ELEVATION - NORTH



LEFT ELEVATION - WEST

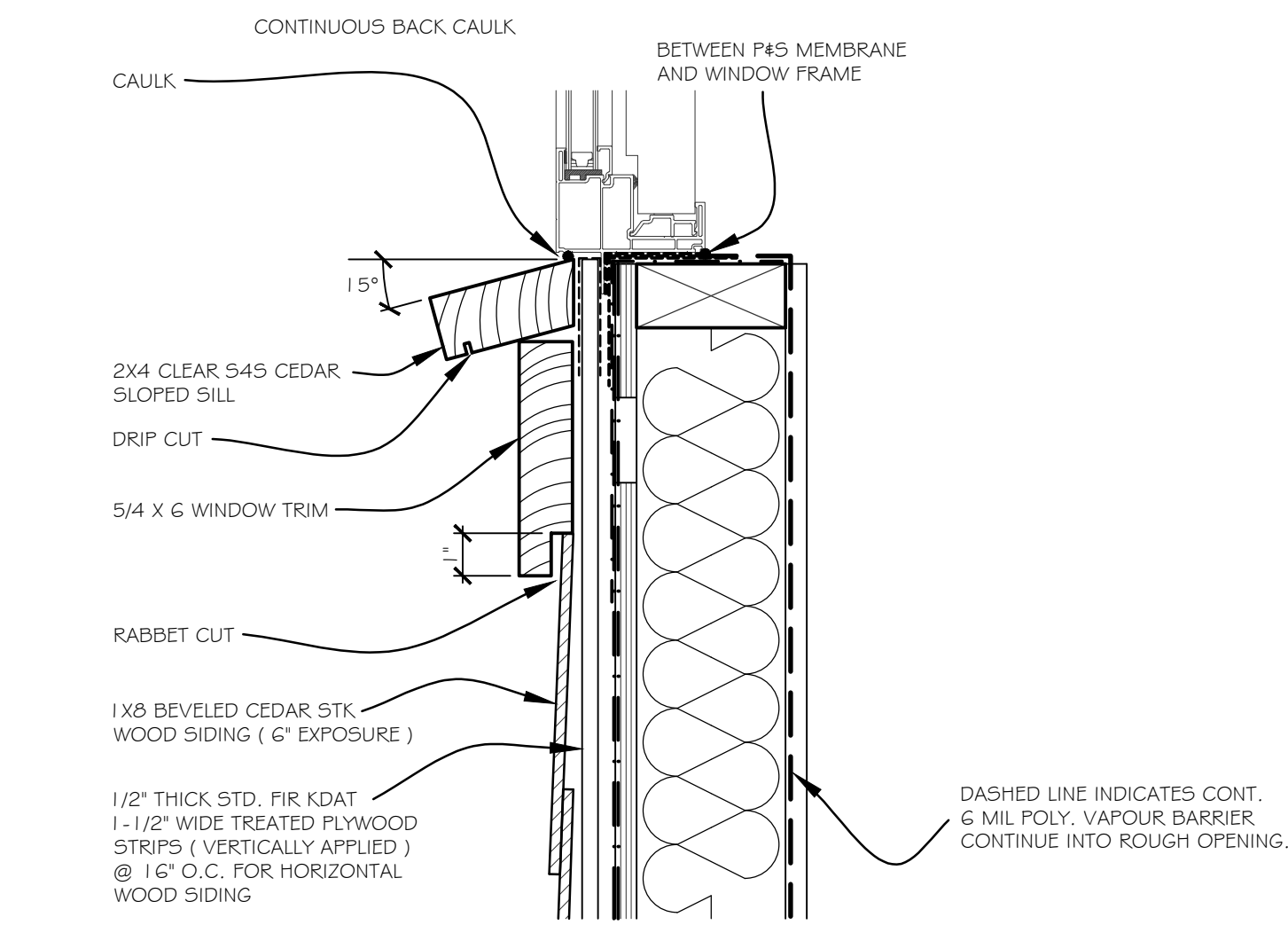
SCHEDULE OF FINISHES

- 1 LAMINATED FIBERGLASS ASPHALT SHINGLES
- 2 PREFINISHED ALUMINUM GUTTER
2 X 10 FASCIA BOARD
- 3 HORIZONTAL 'HARDI-BOARD' SIDING
- 4 WALL SHINGLES
- 5 VINYL FRAMED WINDOWS

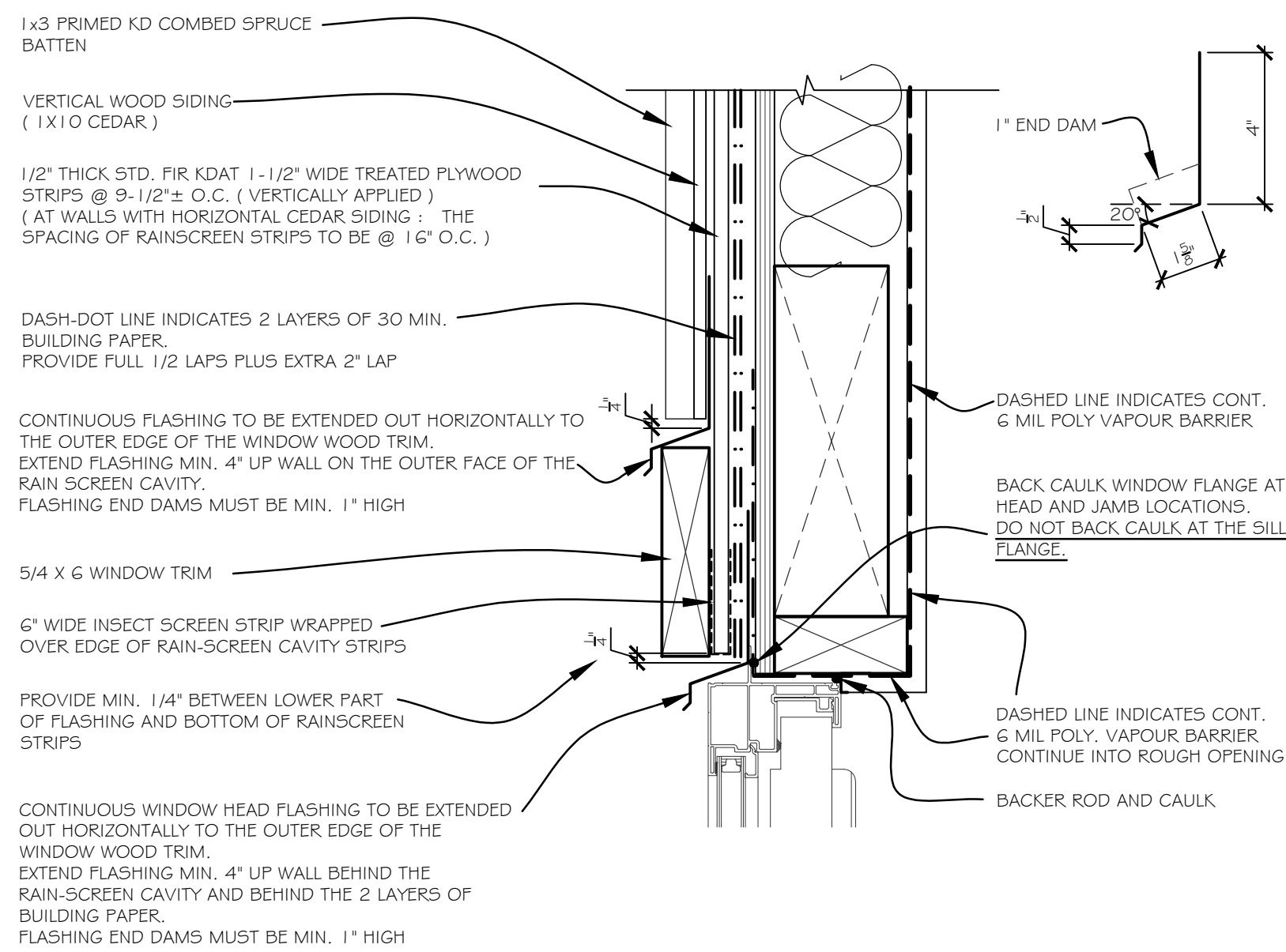
REV.	DATE	REMARKS
	APR 03, 2025	ISSUED FOR PERMIT

CLIENT :	PROJECT :	FLOOR PLANS
	LOT 1, 365 WEST 19TH STREET, NORTH VANCOUVER BC	
	CONTENT :	

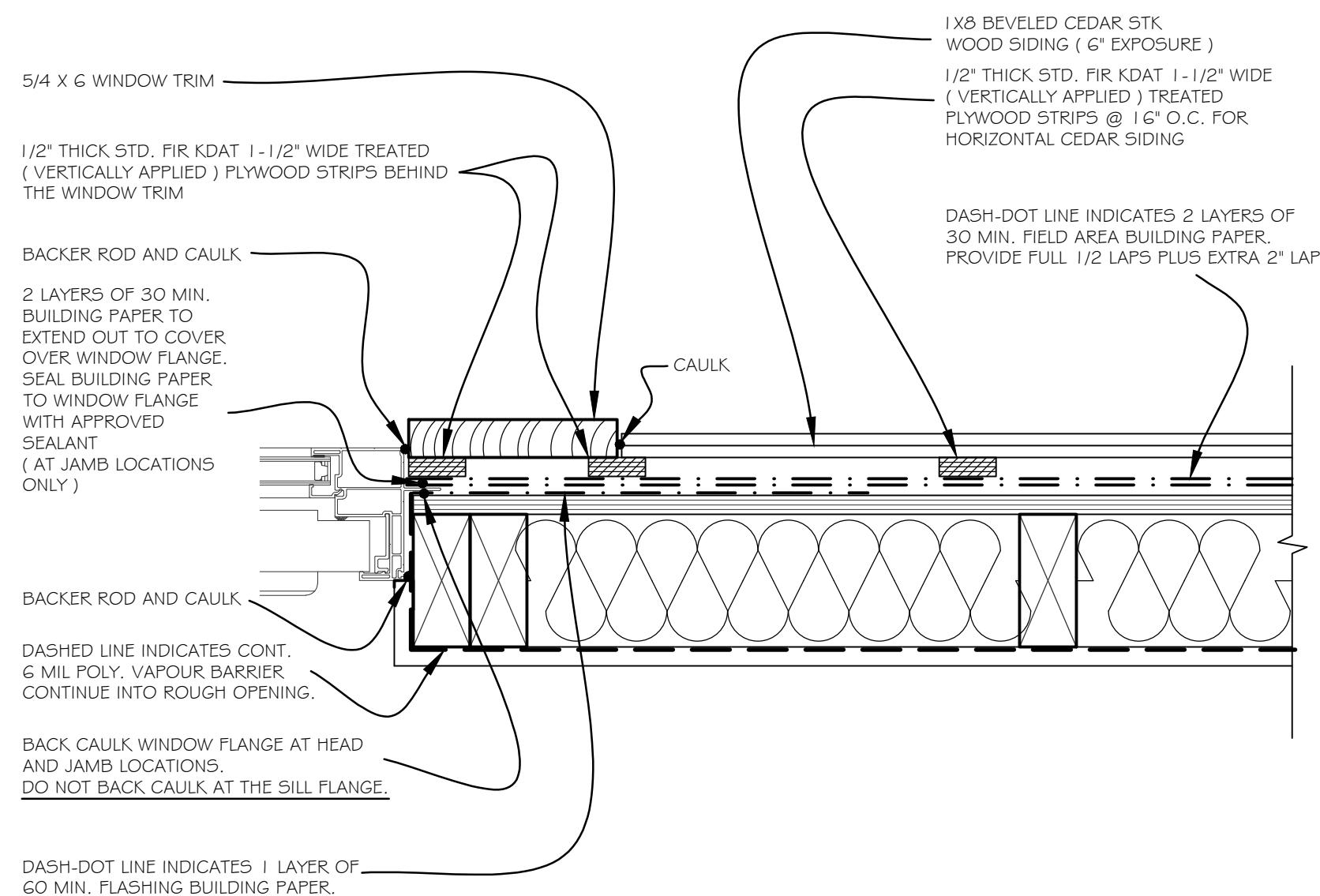
DATE :	JAN 2025
SCALE :	1/4" = 1'-0"
PROJECT No. :	
SHEET No. :	REVISION :
A 5.1	



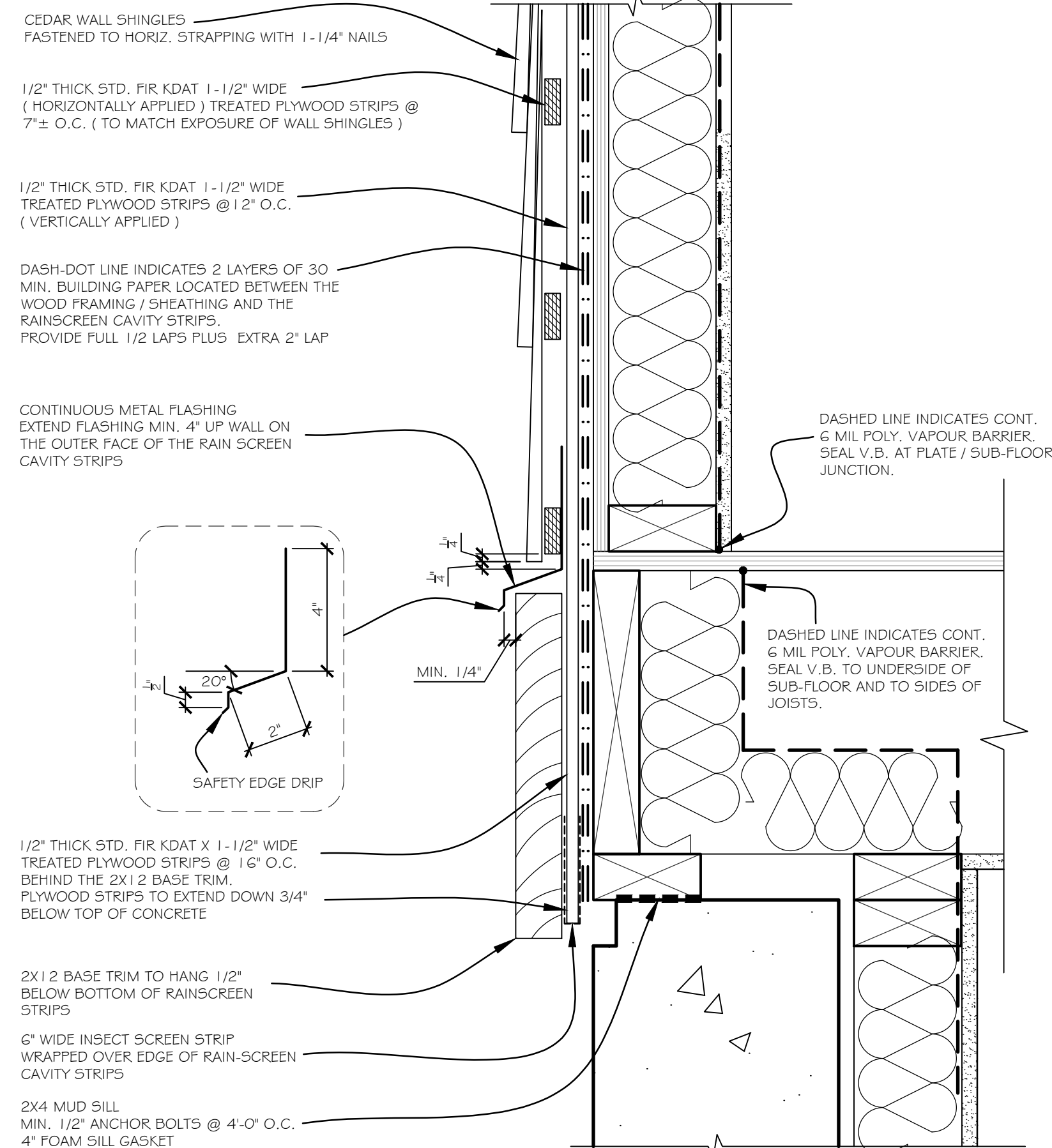
D 3 SECTION DETAIL - WINDOW SILL



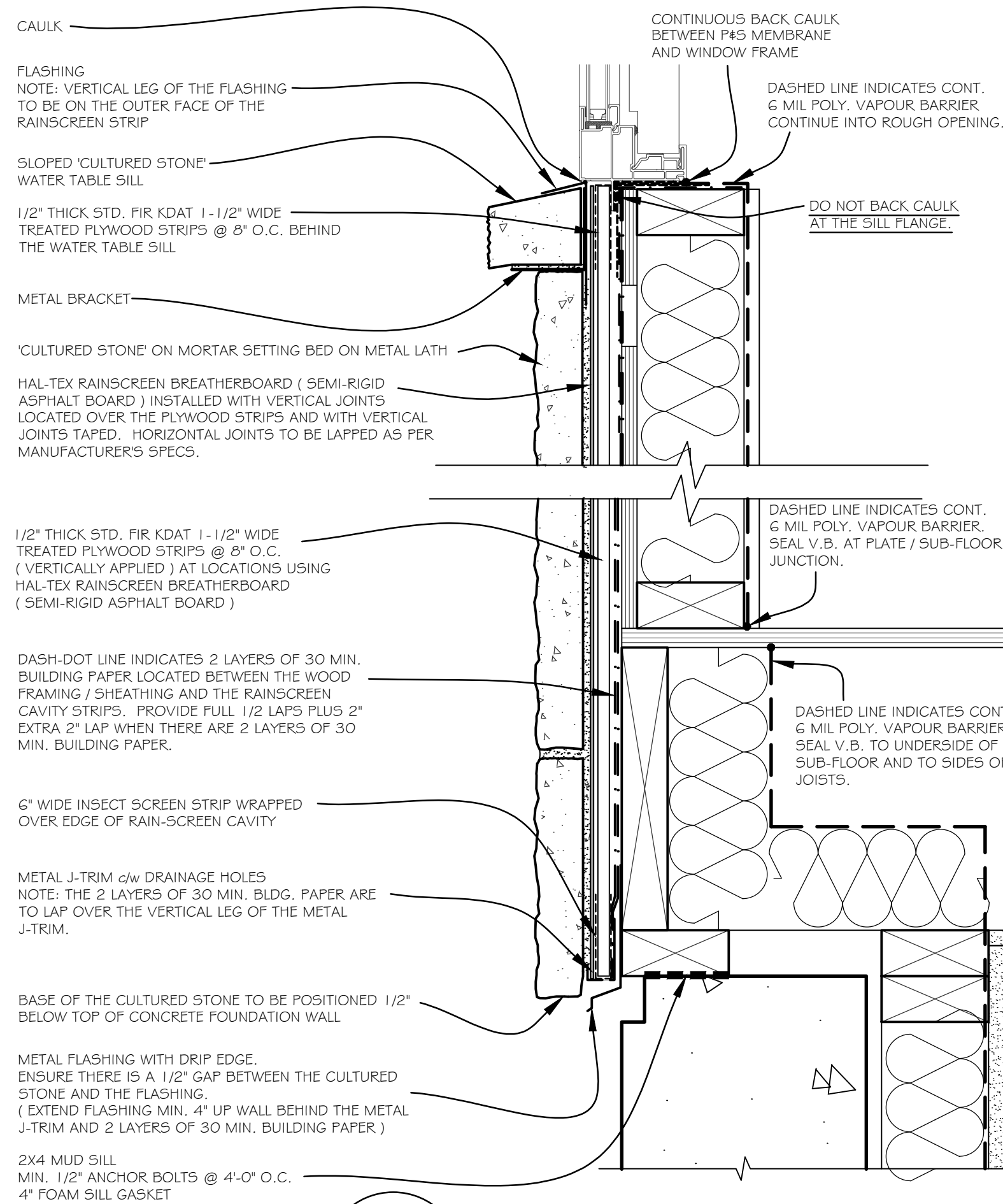
D 4 SECTION DETAIL - WINDOW HEAD (SIMILAR AT DOORS)



D 8 PLAN DETAIL - WINDOW JAMB

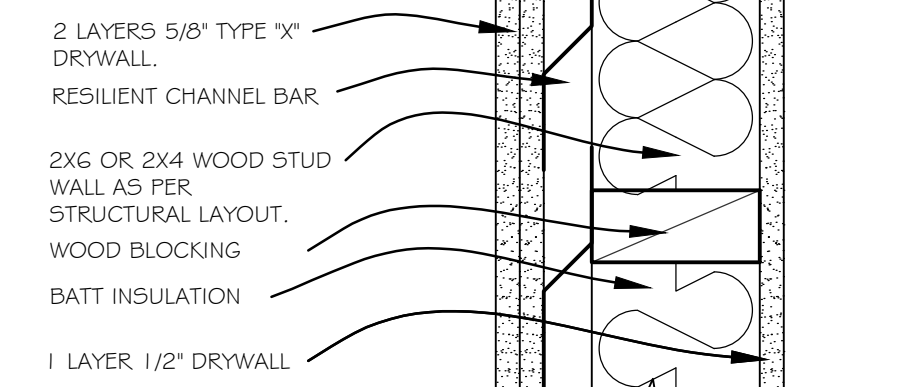


D 10 SECTION DETAIL - BASE TRIM

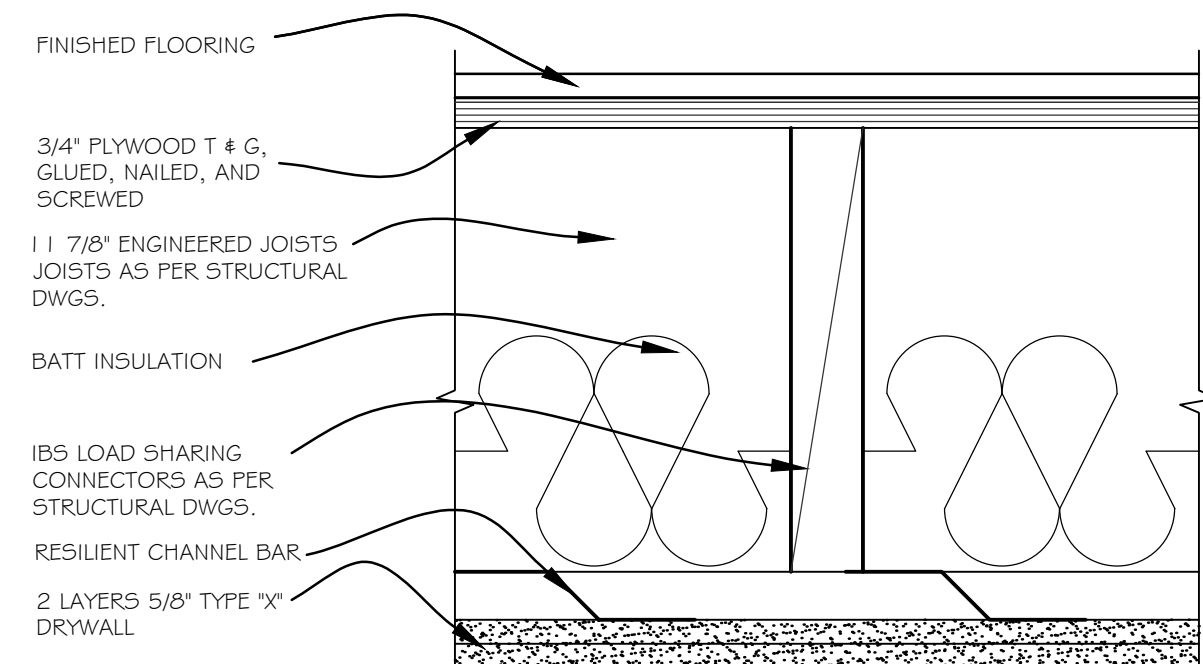


D 11 SECTION DETAIL - WINDOW SILL

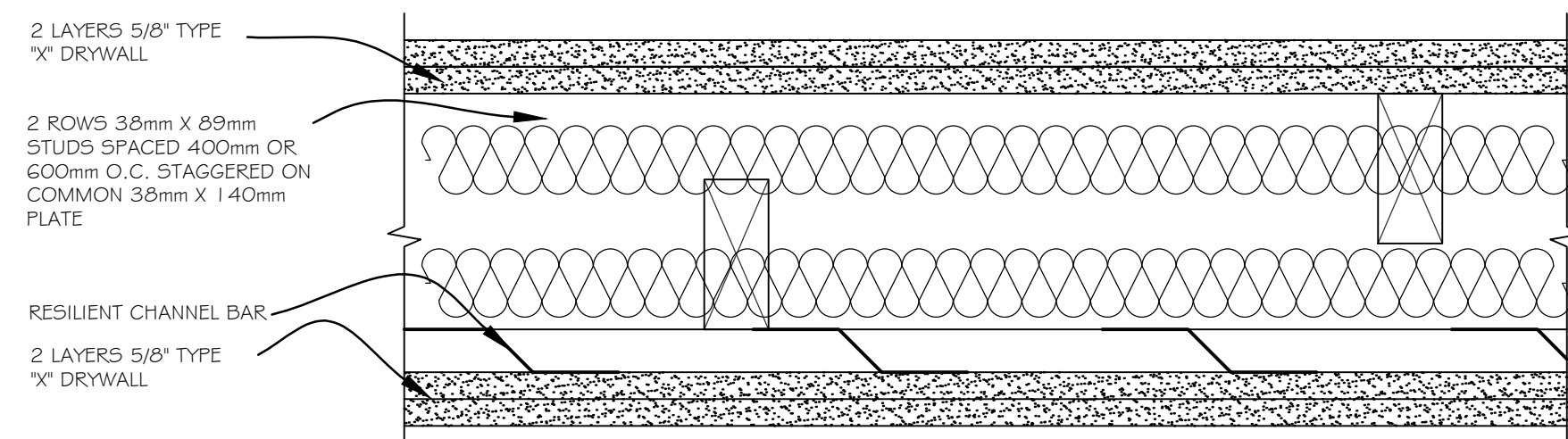
FIRE RATED ASSEMBLIES



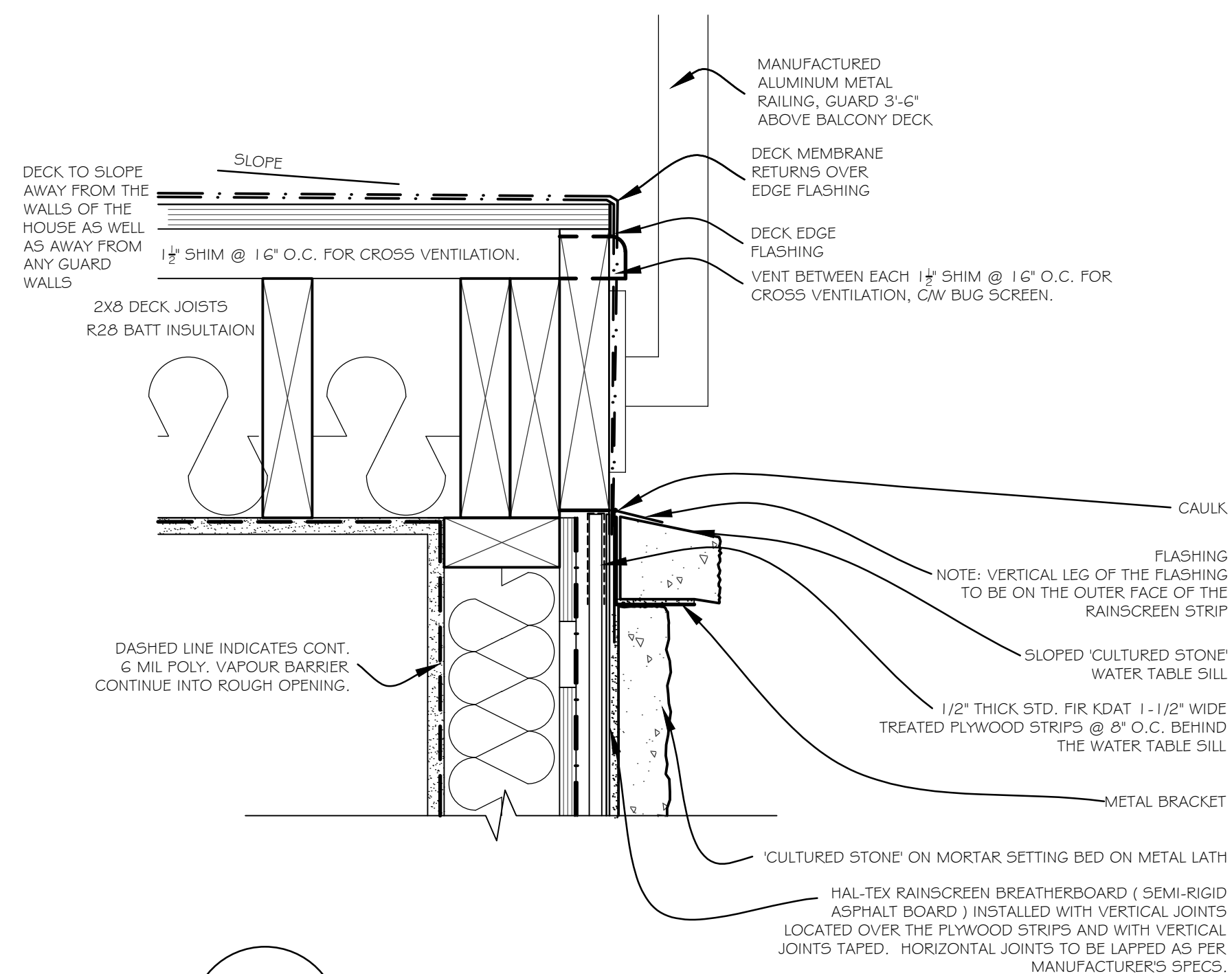
D 19 1 HR FIRE RATED WALL ASSEMBLY (W4a) TABLE A-9.10.3.1.A BETWEEN SUITE AND RESIDENCE



D 20 1 HR FIRE RATED CEILING ASSEMBLY (F9c) TABLE A-9.10.3.1.B BETWEEN SUITE AND RESIDENCE



D 1 W10a TABLE A-9.10.3.1.A (STC 62 - FRR 1.5 HOUR)



D 21 SECTION DETAIL - FLAT ROOF/DECK VENTING



CHRISTOPHE VAISSADE
BUILDING DESIGNER

T: 604.614.6627
E: chris@cvdesigns.ca

WWW.CVDESIGNS.CA

365
WEST 19TH ST.
NORTH VAN, BC

© COPYRIGHT, ALL DESIGNS AND THE MODIFIED LIKENESSES THEREOF ARE THE SOLE PROPERTY OF CHRISTOPHE VAISSADE DESIGNS INC. AND MAY NOT BE USED WHOLLY OR IN PART WITHOUT LICENCE BEING PURCHASED. COPYRIGHT INFRINGEMENT INCLUDES IDEAS GAINED AND CONVERSION THEREOF INTO ANY MATERIAL FORM CANADA COPYRIGHT ACT R.S.C. 1970.

REV.	DATE	REMARKS
	APR 03, 2025	ISSUED FOR PERMIT

CLIENT :	PROJECT :	CONTENT :
	365 WEST 19TH STREET, NORTH VANCOUVER BC	RAIN SCREEN DETAILS

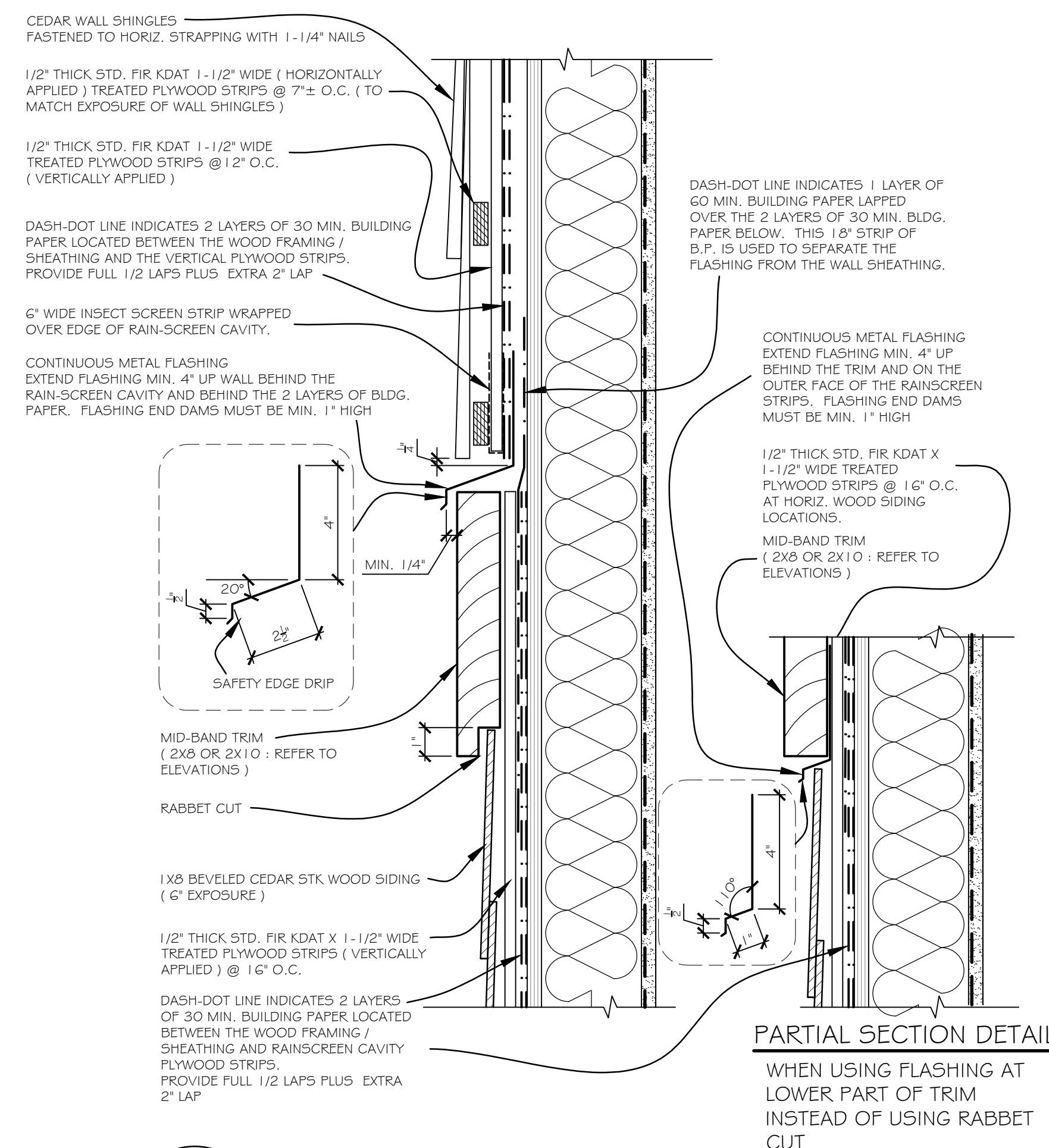
DATE :	JAN 2025
SCALE :	3" = 1'-0"
PROJECT No. :	
SHEET No. :	REVISION :
A - 6.1	

©COPYRIGHT. ALL DESIGNS AND THE MODIFIED LIKENESSES THEREOF ARE THE SOLE PROPERTY OF CHRISTOPHE VAISSADE DESIGNS INC. AND MAY NOT BE USED WHOLLY OR IN PART WITHOUT LICENCE BEING PURCHASED. COPYRIGHT INFRINGEMENT INCLUDES IDEAS GAINED AND CONVERSION THEREOF INTO ANY MATERIAL FORM. CANADA COPYRIGHT ACT R.S.C. 1970,

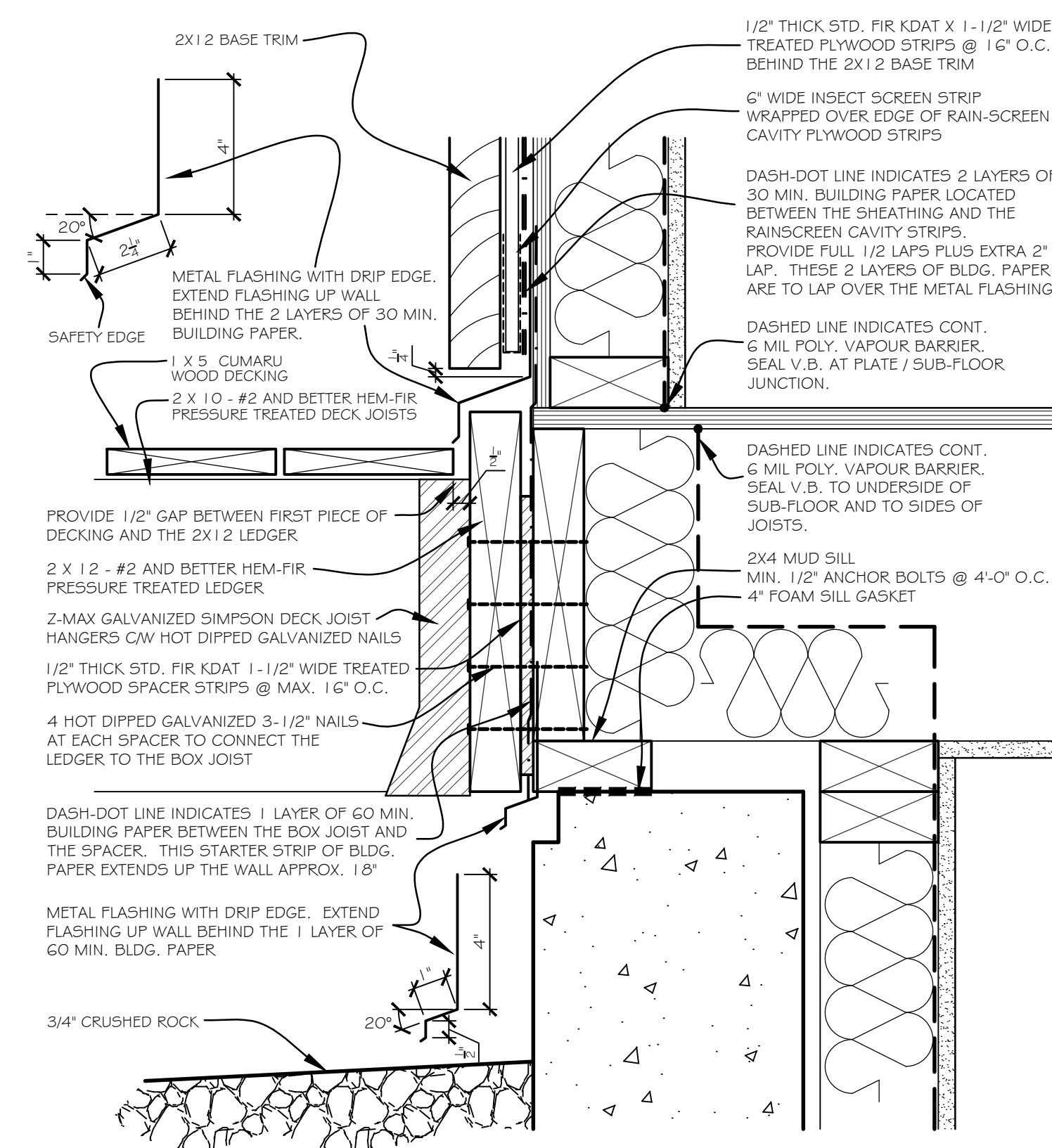
[illegible]

CLIENT :
PROJECT : 365 WEST 19TH STREET, NORTH VANCOUVER BC
CONTENT : RAIN SCREEN DETAILS

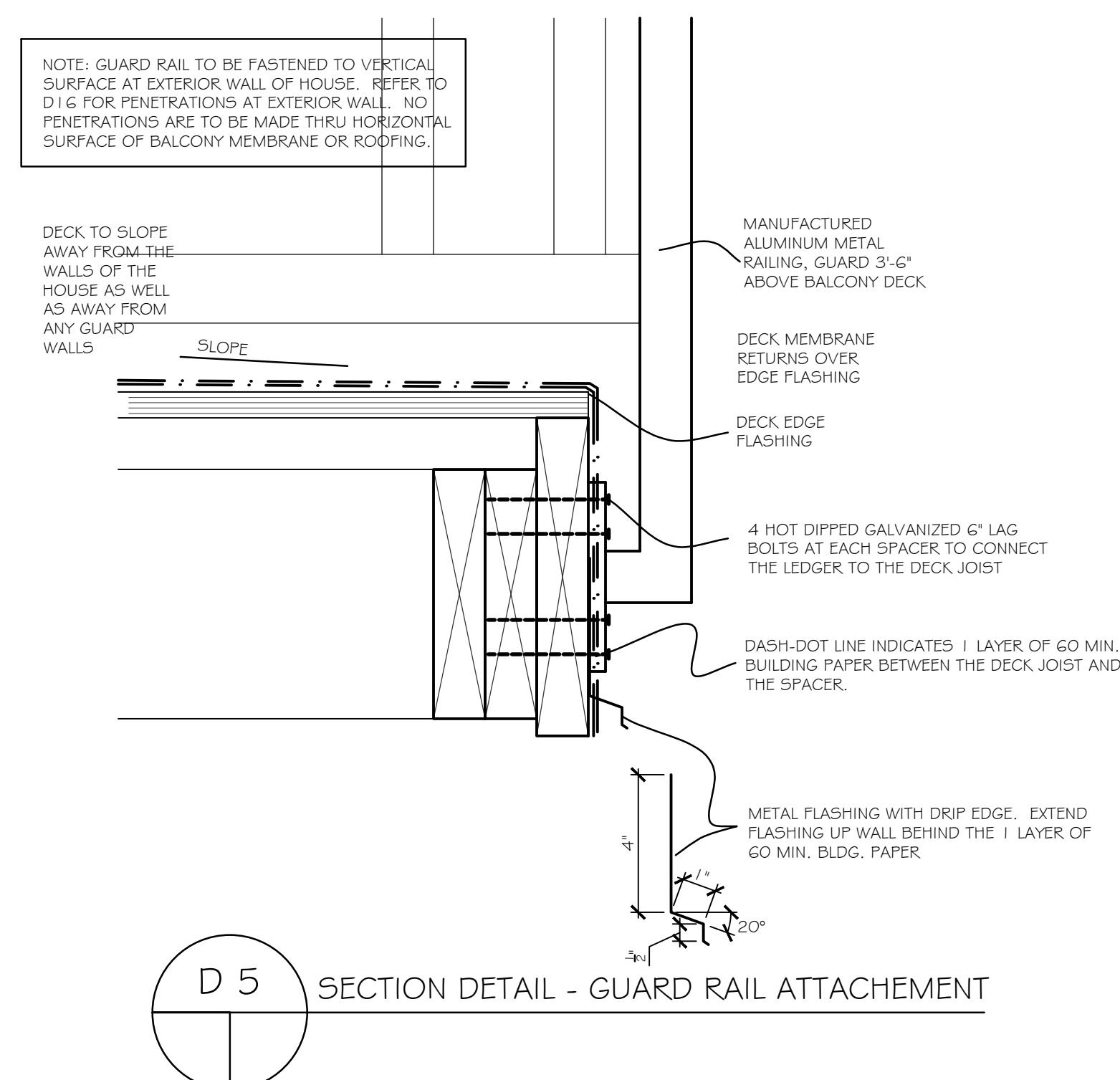
DATE : JAN 2025	
SCALE : 3" = 1'-0"	
PROJECT No. :	
SHEET No. : A - 6.2	REVISION :



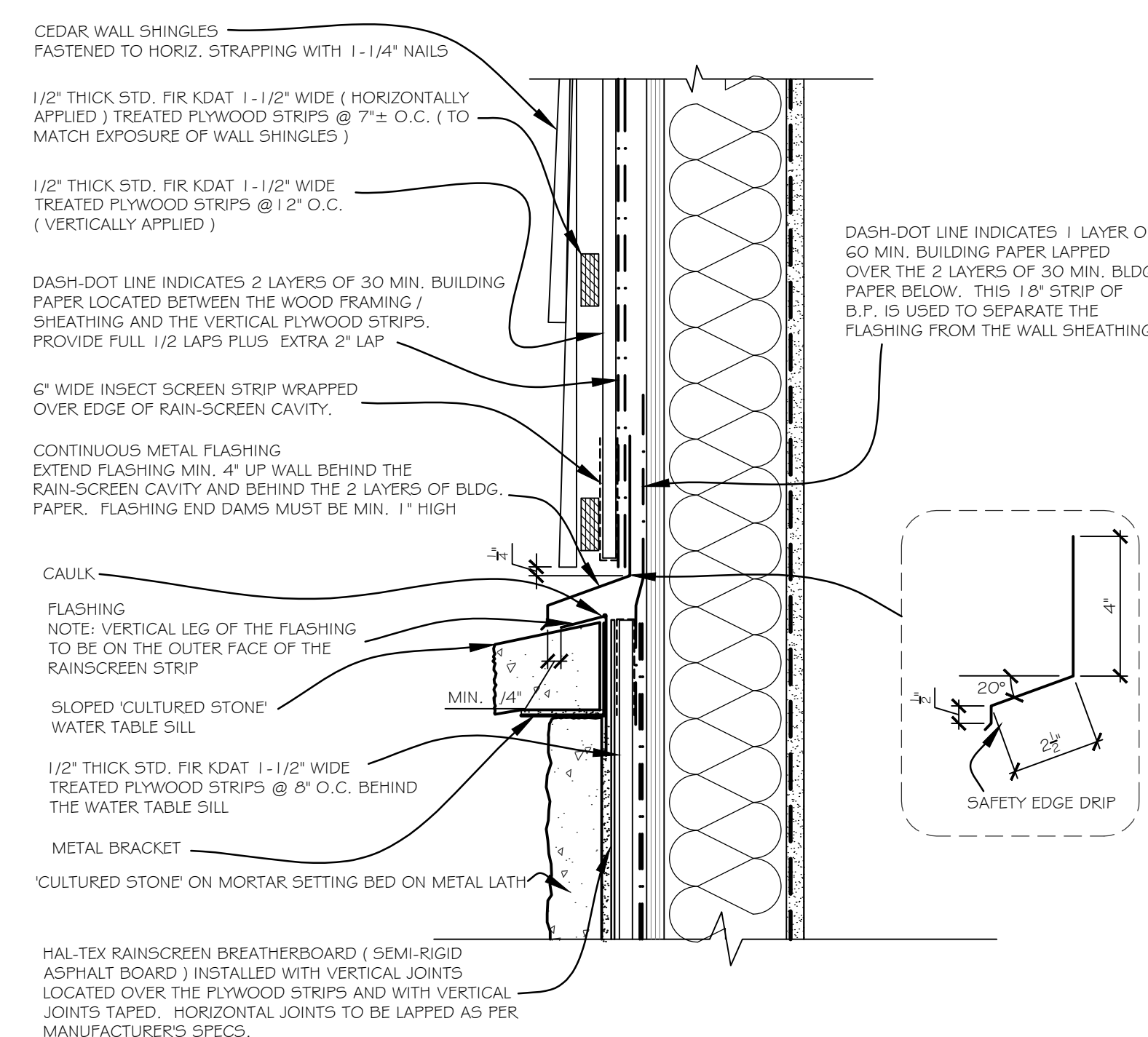
D 12 SECTION DETAIL - MID-BAND TRIM BOARD



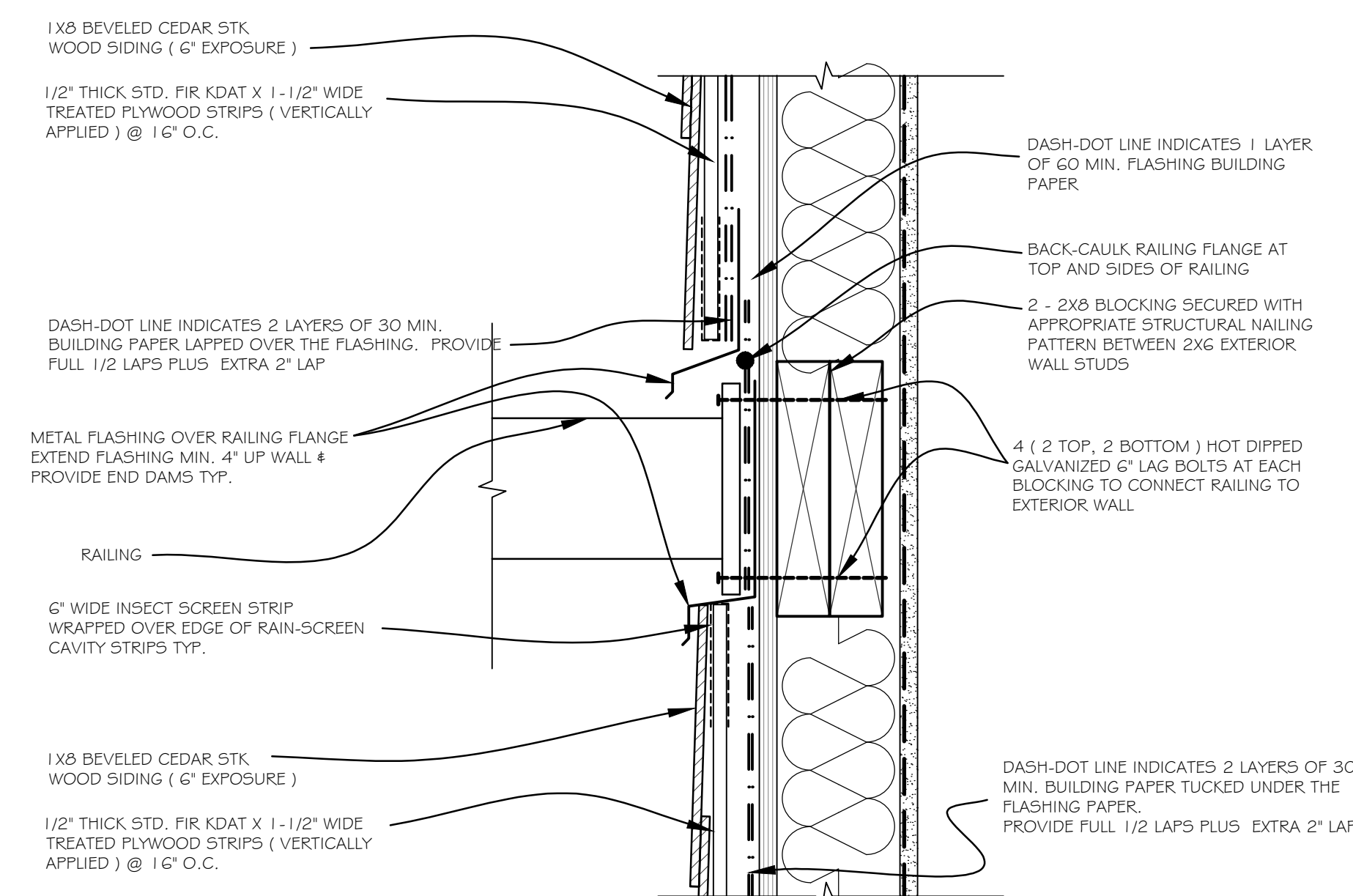
D 14 SECTION DETAIL - DECK CONNECTION



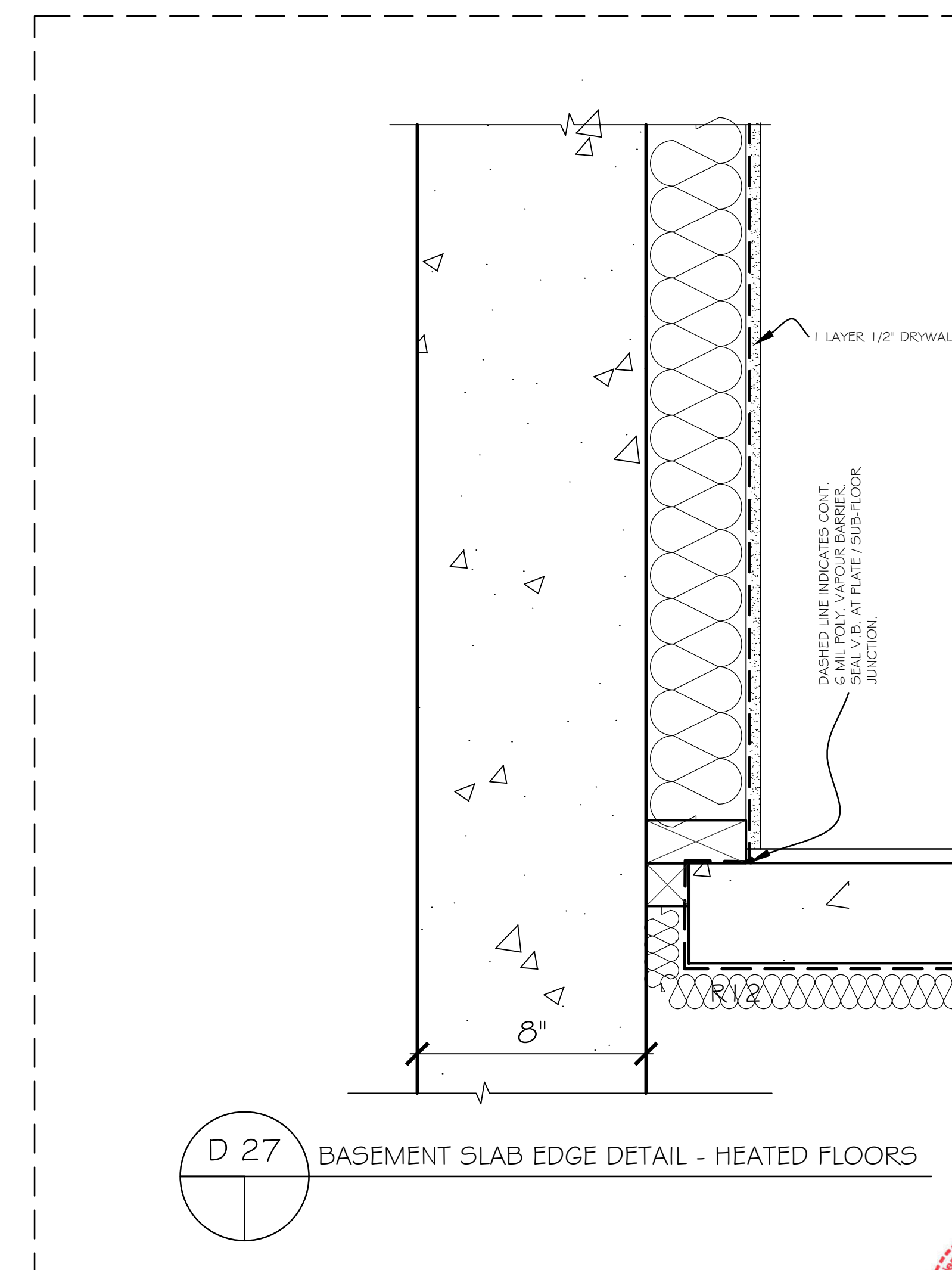
SECTION DETAIL - GUARD RAIL ATTACHMENT



D 6 SECTION DETAIL - 'CULTURED STONE' SIDING



D 22 SECTION DETAIL - GUARD RAIL ATTACHMENT
@ EXTERIOR WALL



D 27 BASEMENT SLAB EDGE DETAIL - HEATED FLOORS



CHRISTOPHE VAISSADE
BUILDING DESIGNER

T: 604.614.6627
E: chris@cvdesigns.ca

WWW.CVDESIGNS.CA

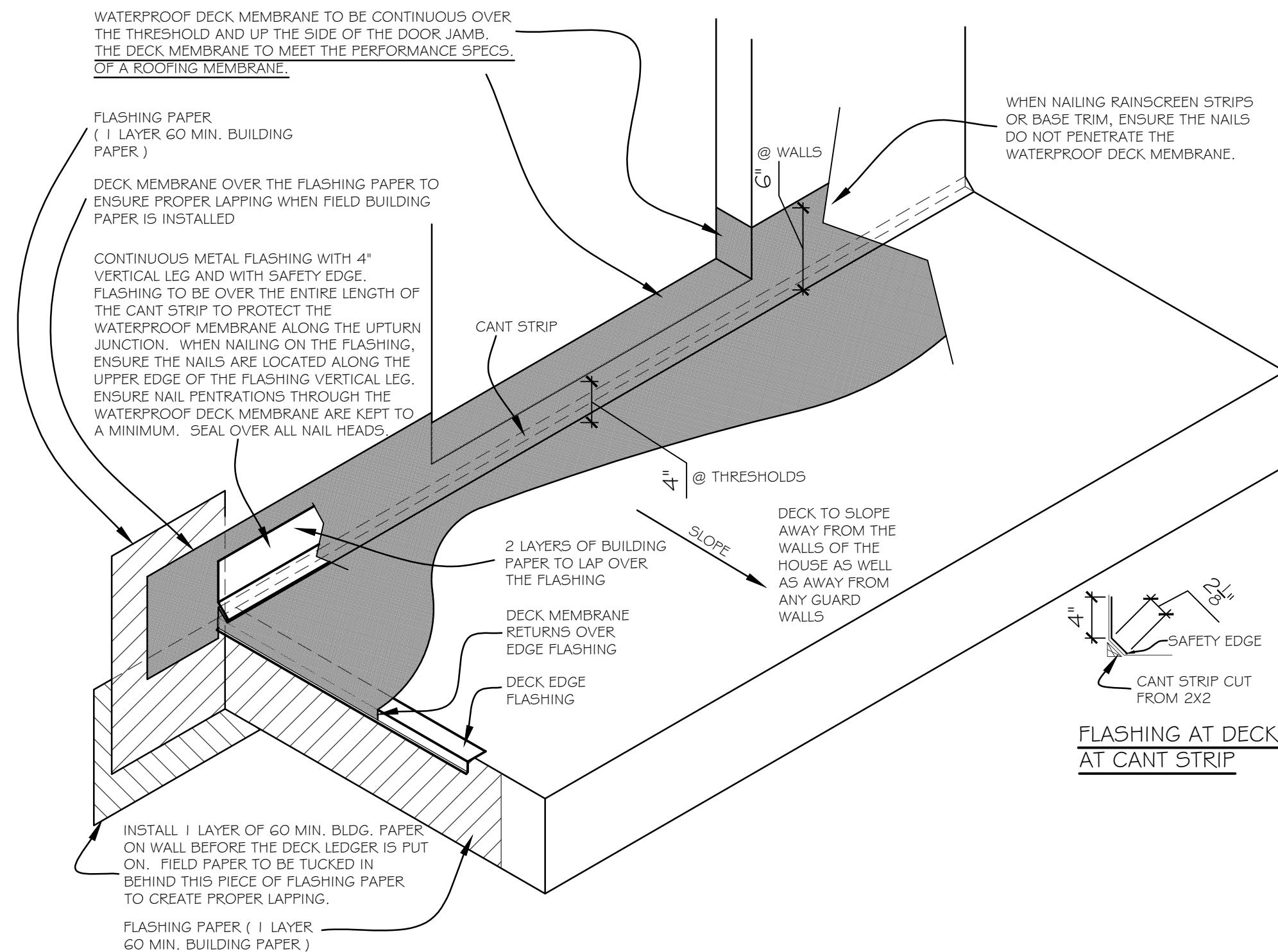
365
WEST 19TH ST.
NORTH VAN, BC

©COPYRIGHT, ALL DESIGNS AND THE
MODIFIED LICENSES THEREOF ARE
THE SOLE PROPERTY OF
CHRISTOPHE VAISSADE DESIGN INC.
AND MAY NOT BE USED WHOLLY OR IN
PART WITHOUT LICENCE BEING PURCHASED.
COPYRIGHT INFRINGEMENT INCLUDES
IDEAS GAINED AND CONVERSION
THEREOF INTO ANY MATERIAL FORM
CANADA COPYRIGHT ACT R.S.C. 1970.

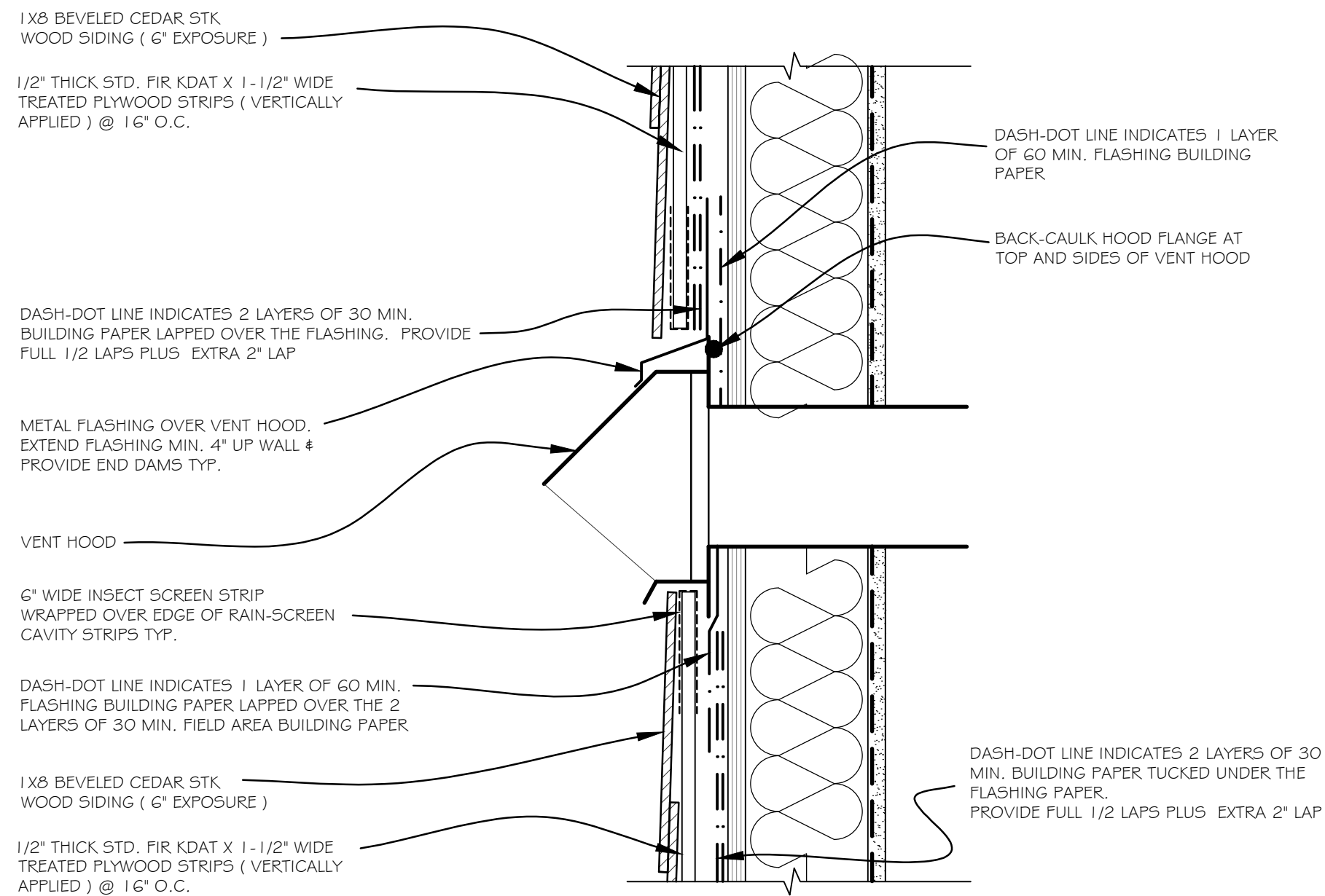
REV.	DATE	REMARKS
	APR 03, 2025	ISSUED FOR PERMIT

CLIENT :	
PROJECT :	365 WEST 19TH STREET, NORTH VANCOUVER BC
CONTENT :	RAIN SCREEN DETAILS

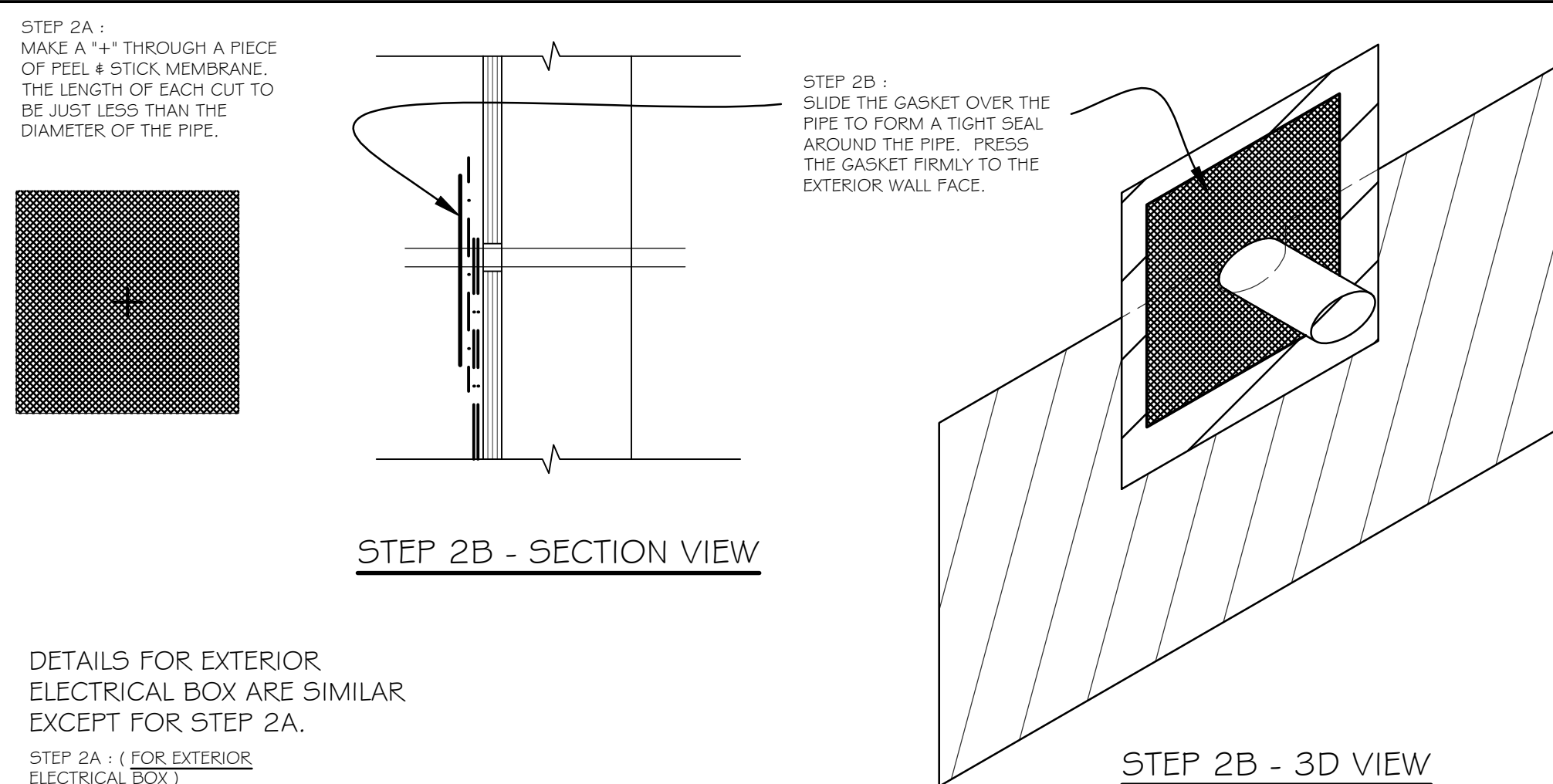
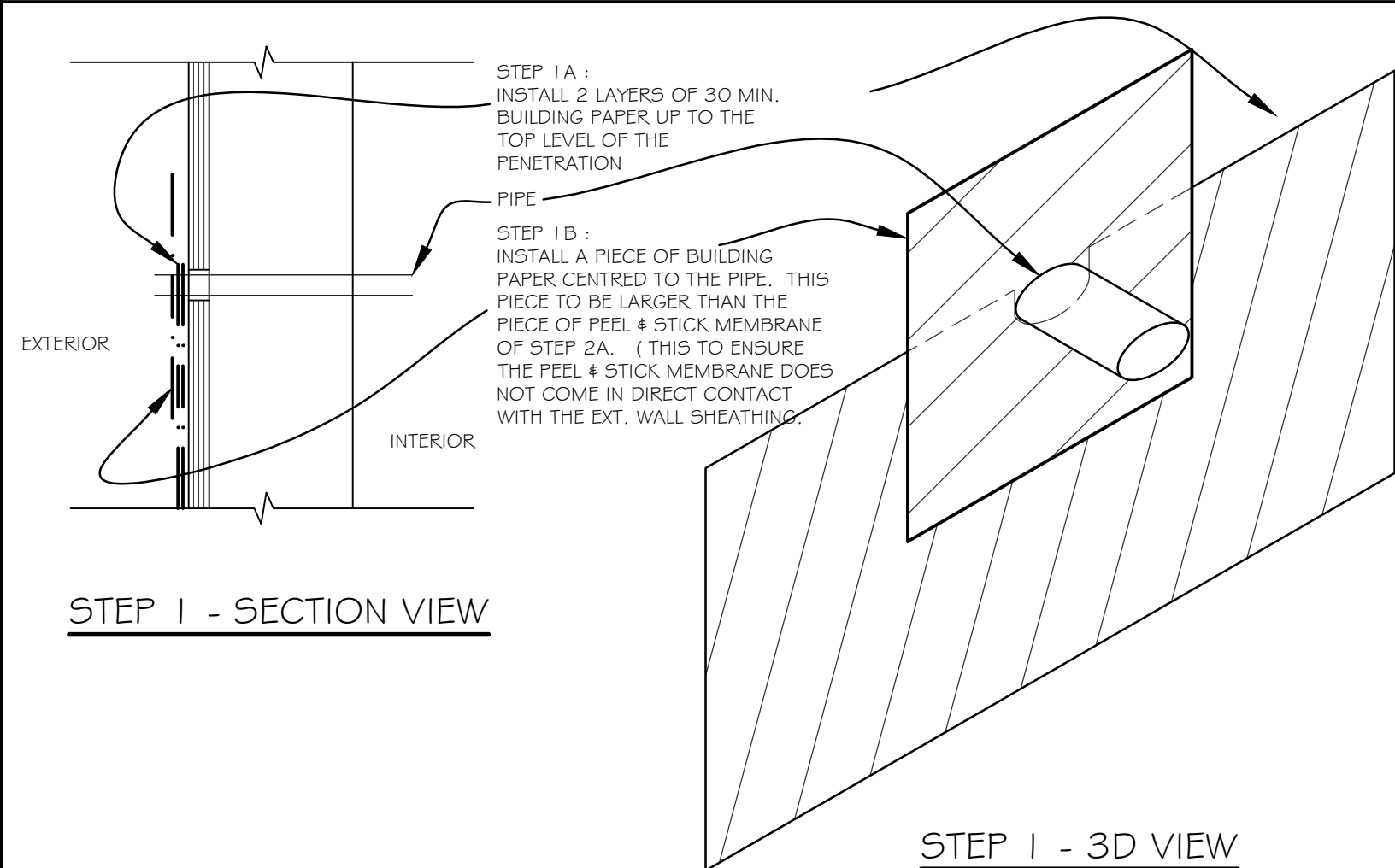
DATE :	JAN 2025
SCALE :	3" = 1'-0"
PROJECT No. :	
SHEET No. :	A - 6.3
REVISION :	



D 17 SECTION DETAIL
WATERPROOF DECK MEMBRANE AT DOOR OPENINGS

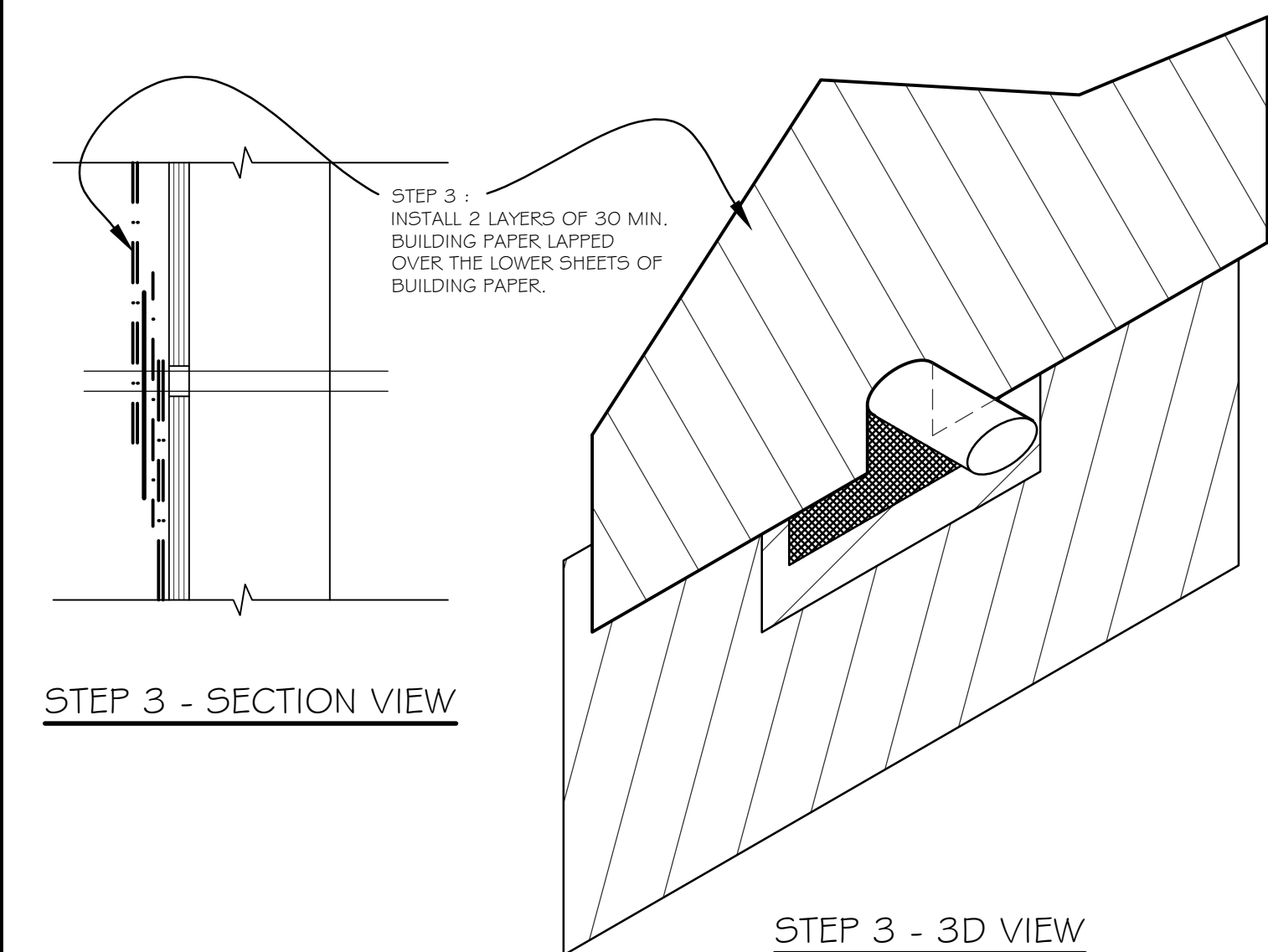


D 15 SECTION DETAIL - VENT HOOD INSTALLATION



DETAILS FOR EXTERIOR
ELECTRICAL BOX ARE SIMILAR
EXCEPT FOR STEP 2A.

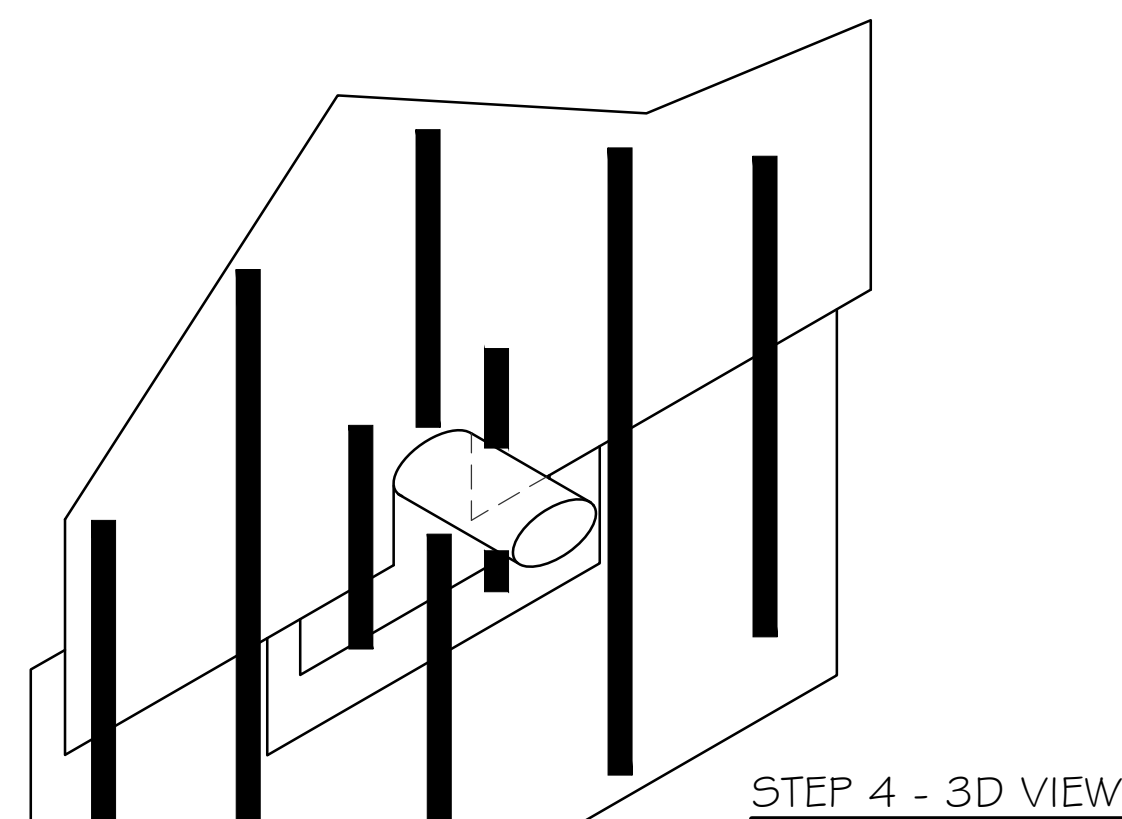
STEP 2A : (FOR EXTERIOR
ELECTRICAL BOX)
CUT AN OPENING IN A PIECE
OF PEEL & STICK MEMBRANE
THAT IS SLIGHTLY SMALLER
THAN THE PROFILE OF THE
ELECTRICAL BOX.



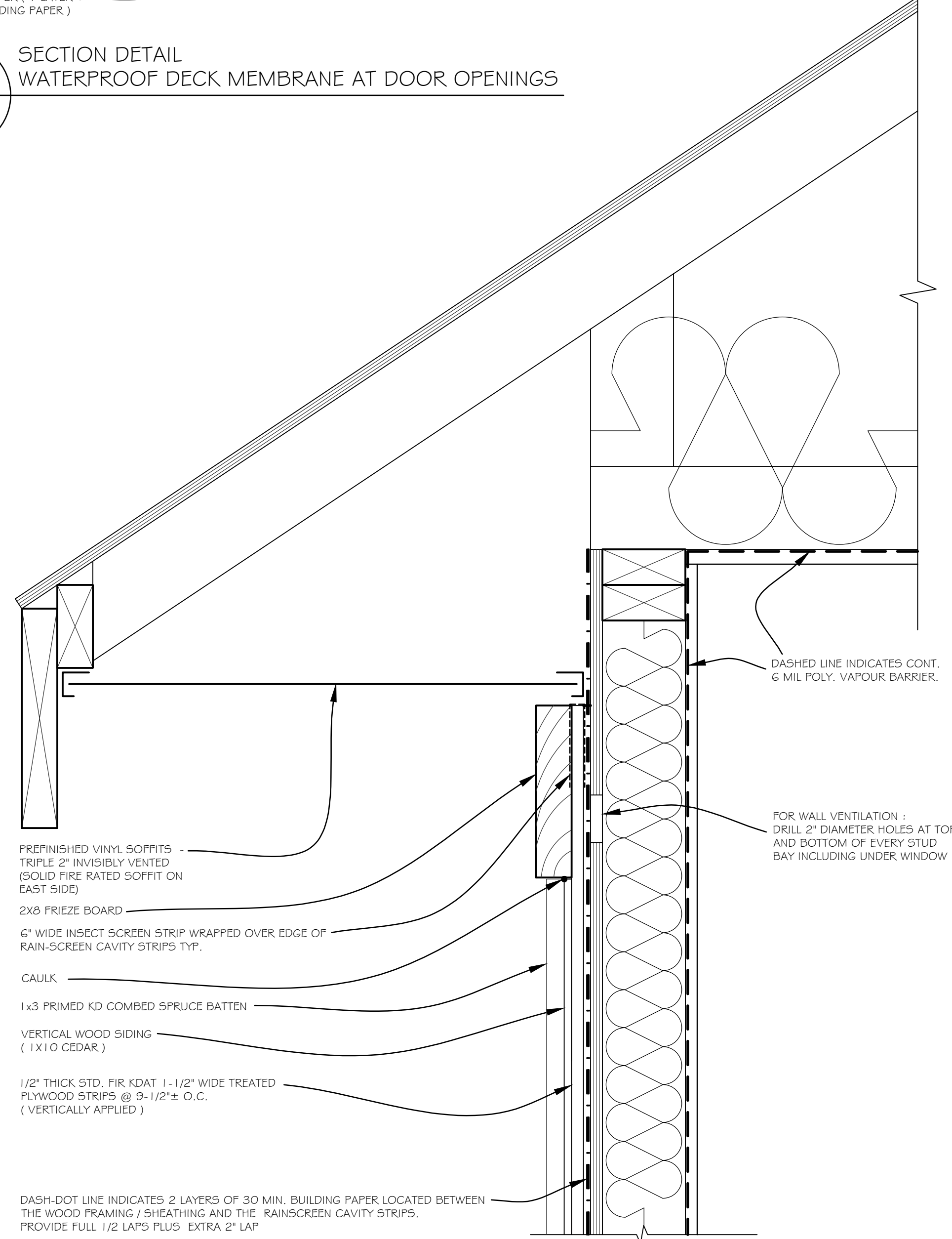
STEP 4 :
INSTALL RAIN-SCREEN CAVITY
STRIPS.
ENSURE THAT THERE IS
ADEQUATE SUPPORT FOR THE
SIDING BUT ALSO ALLOW
ROOM AROUND THE
PENETRATION DETAIL FOR
FREE DRAINAGE.

STEP 5 :
INSTALL SIDING

STEP 6 :
INSTALL BACKER ROD AND
SEALANT AT THE PENETRATION
WHERE IT PASSES THROUGH
THE CLADDING. THIS IS THE
CONTINUATION OF THE FIRST
PLANE OF PROTECTION FOR
THE WALL.



D 16 DETAIL - EXTERIOR PIPE
PENETRATION
DETAILS FOR EXTERIOR
ELECTRICAL BOX ARE SIMILAR
EXCEPT FOR STEP 2A.



D 18 SECTION DETAIL - EXTERIOR WALL / SOFFIT JUNCTION